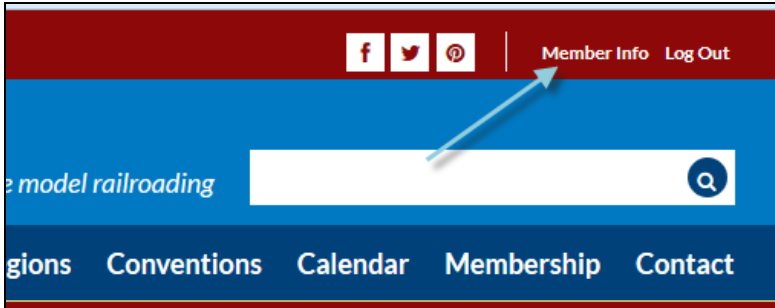


Procedure to Update Email Address at nmra.org

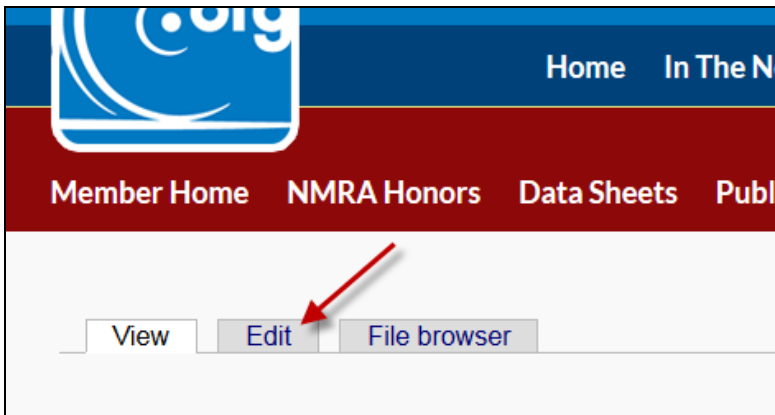
You must first be registered at the nmra.org website. If you have not registered, you must do so first. Note that the email address you use to register will not change any “official” address you already have with NMRA.

It will take a day or so for your website registration to take effect, so return to the site the next day and login, then follow the procedure below to change your “official” email address.

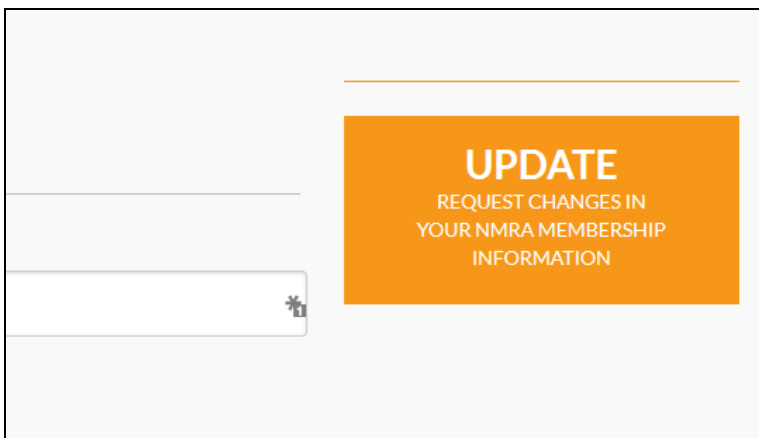
1. After you login, click **Member Info** in the upper right corner.



2. On the member info page, select the **Edit** tab.



3. On the right side of the new page, click the big orange UPDATE button.



4. On the member update page, scroll down and enter your new/corrected email address in the appropriate block.

Request For Membership Info Changes

Please complete and submit the form below to request changes in your NMRA membership information. NMRA staff may be contacted by NMRA staff for confirmation. It will take several business days for updates to take effect.

* indicates required fields

First Name *

Last Name *

NMRA Member Number *

If you don't know your number, enter "UNK".

Email Address *

5. **IMPORTANT:** After updating your email address and any other information you wish to change, be sure to click the **SUBMIT** button at the very bottom of the page.

SUBMIT

As the instructions say at the top, this is a form sent to NMRA and so it is probably processed manually. This is why it will take several business days for the changes to take effect.