

THE CALLBOARD

OF THE REDWOOD EMPIRE DIVISION



July – September 2002

August Meeting

**Summer Picnic
at the
City of Sonoma
Depot Park Museum**

The Redwood Empire Division will meet in the City of Sonoma on Sunday August 4th at noon for its annual no host picnic. We will set up on the picnic tables in one area near the Depot Park Museum. Please bring your favorite picnic lunch; sodas and bottled water will be supplied by RED.

For about 40 years, the Sonoma Depot, originally built in 1880, was the transportation center for the lower Sonoma Valley. Its big freight room was always busy and its small passenger waiting room was frequently crowded. All that ceased in the 1920's, when trucks, buses and private autos replaced wagons, buggies and even the railroad itself.

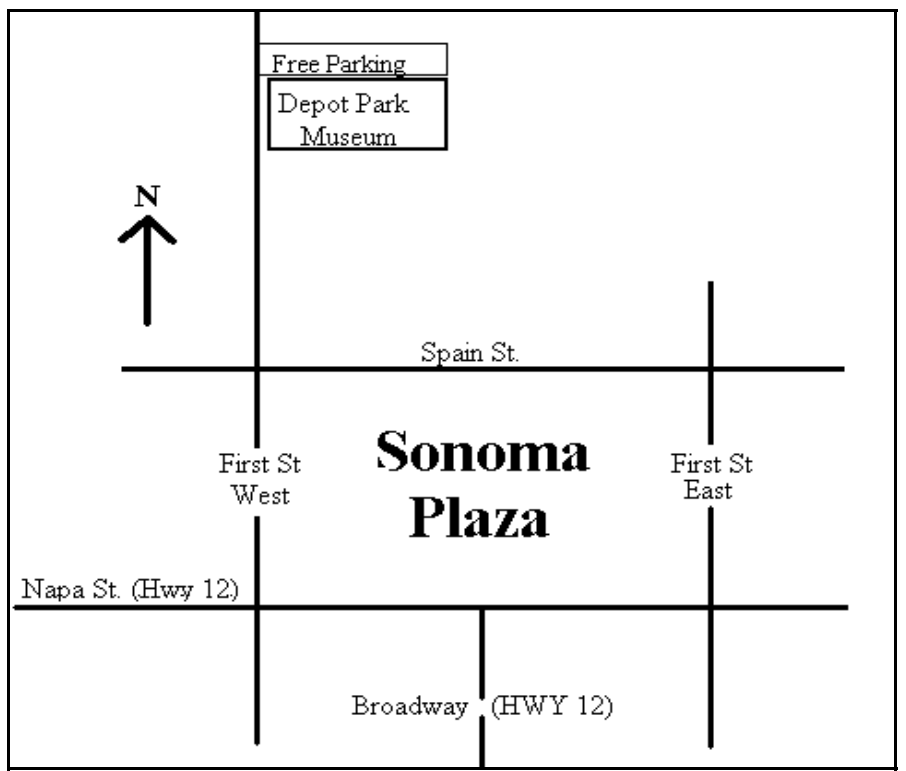
Inside the museum, the Rand Room includes the ticket counter, brakeman's lantern, telegraph keys, a big iron safe, train schedules and a map of early railroads in Sonoma Valley.

On the track behind the museum are a caboose, a refrigerator car and a cattle car. The museum is open from 1 PM to 4:30 PM and admission is free.

At 1:15 PM Bob Parmelee, a Sonoma Valley Historical Society member, will discuss the history of railroads in Sonoma County. Afterwards, there will be time to tour the rest of the museum and any of the many other interesting and historical sights in the city – including Traintown, the Sonoma

Mission, Vallejo's home, bakeries, cheese factories and many wineries.

A map is shown below including the closest auto parking area. We hope to see you at noon on August 4th.



STAFF ROSTER

DIRECTOR

Ron Plies
P.O. Box 950, Fortuna, CA 95540
(707)725-9063
E-mail: rlplies@cox.net

SUPERINTENDENT

Howard Brown
2321 Sunrise Ave, Santa Rosa, CA 95405
(707) 578-7167
E-mail: howardb@sonic.net

CHIEF CLERK

Pat Boyle
6425 Vine Hill Rd, Sebastopol, CA 95472
(707) 576-7605
E-mail: patnt@sonic.net

CONTESTS

Open

MEMBERSHIP

Mike McSween
2033 McSween Lane, Petaluma, CA 94954
(707) 762-8585

TRAIN SHOWS

John Leins
731 San Marco, Fairfield, CA 94533
(707) 422-8266

LAYOUT TOURS

Open

NOMINATIONS

Ed Zakareckis
2408 Homestead Court
Fairfield, CA 94533-7137
(707)425-1159

ACHIEVEMENT PROGRAM

Harold Mentzer
102 Berna Avenue, Napa, CA 94559
(707) 226-5153
E-mail: HSMentzer@aol.com

ESTATE COUNSELOR

Don Clauder
305 Garfield Park, Santa Rosa CA, 95409
(707) 539-3510

CALLBOARD EDITOR

John Rolston
240 Chase St., Sonoma CA, 95476
(707) 938-5478
E-mail: jrolston@pacbell.net

DIRECTOR'S REPORT BY RON PLIES

As your new RED director, I would like to thank all those who had the faith in me to elect me to this position. I consider it a honor to serve an organization that has been so good to me. I would like to thank GUS CAMPAGNA for all of the years of service he has put into this organization. I have found him to be a real friend and gentlemen. He has been there whenever I needed help. I believe the same can be said for the RED and PCR. So a BIG THANKS goes to Gus. Those of you who get the opportunity to say thanks in person, please do so.

The first official duty that I was given was to present the RED person of the year award at the PCR banquet in Redding. It was a real privilege and honor to be able to present the award to SHIRLY MENTZER, a member who has always been there to help in anyway she can. We've never gone hungry at any of the RED meetings because she always brings goodies and a friendly smile. I don't know another person who is more deserving of the award. Congratulations Shirley!!!

In quest of constant improvement, I am interested in knowing, from the membership, the answer to several questions:

1. What do you most enjoy about the RED and /or the PCR?
2. What program or activity would you like to see changed and how?
3. What program or activity would you like to see added to and why?
4. What program or activity would you like to see discontinued and why?
5. Any other comments you might wish to make.

You can respond to me by e-mail,

mail or telephone; all 3 methods are listed in the first column to the left. I am very interested in what the membership would like to share with me and the staff regarding RED and/or PCR in order to improve this organization. This is a great organization with a great group of people, and I am very pleased to be a part of what is going on. As a newcomer, I would like your opinions to see if there is a need for improvement and, if so, in what areas. I am not looking for a gripe session but some true two way interaction and constructive criticism. Your input and involvement is very important if this organization is to succeed in its mission to bring fun and enjoyment to this hobby. Because of the involvement of others, the RED and PCR has brought a great deal of enjoyment to me and I am more than happy to give back to this fine group.


CAN WE COUNT ON YOU?

I am sure if you do you will get a lot more out of it than what you put in.

MEMBERSHIP REPORT BY MIKE McSWEEN

Welcome aboard to new Redwood Empire Division member:

Douglas Dickson Arcadia



PAST DIRECTOR'S REPORT BY GUS CAMPAGNA

Wow it has finally come to pass; I'm an official POM (plain ordinary member). I had a great time at the PCR Convention in Redding. I saw a bunch of RED members including PAT & TERESA BOYLE, VERNE ALEXANDER, RON BUCKWALTER, JOHN ROLSTON, HAROLD MENTZER, DON & LIZ CABRALL, STEVE & CAROL SKOLD, ED MERRIN, TOM COOMBS, JIM PROVIDENZA, BILL KAUFMAN, MATT KENNEDY, RON PLIES, PAUL CHRISTENSEN, MIKE McSWEEN, JOHN HUCKABEE, JOHN RODGERS, ED ZAKARECKIS, and last, but certainly not least, the Redwood Empire Division member of the year, SHIRLY MENTZER. I did not meet, but certainly heard of PAUL AYMAR; he was the grand prize winner in the contests held at this year's convention, winning both First Place and the Best of Show award for his modeling efforts. Congratulations to SHIRLY and to PAUL.

CHIEF CLERK'S REPORT BY PAT BOYLE

April showers were a featured event at the May 2000 meeting of the Redwood Empire Division. The heavy rain at times forced the swap meet indoors and kept many people at home in front of a warm fire. None the less, about ten tables of engines and rolling stock, buildings and scenery, books and magazines, parts and accessories, and odds and ends were pawed and purchased by the damp assemblage.

After examining the goods of the vendors some took advantage of the *Vallejo & Solano Western* club layout. When not otherwise engaged, people congregated in the narrow spaces between the layout and sale tables to greet friends and swap tales. I even heard the story of the Johnstown flood being recalled.

The small but hardy group appreciated the hospitality of their hosts, the Vallejo Model Railroad Club and their *Vallejo & Solano Western* layout at the Solano

County Fairgrounds. The *Vallejo & Solano Western* layout was available for guests to operate their equipment.

SHIRLY MENTZER was on hand with her tasty sandwiches, cookies, brownies, and beverages. Hot beverages helped deal with the rain and cool weather.

The door prize winners were:

BRICE BENSON	HO Rock Island flatcar
NOBLE EMERY	N B&LE flat w/load
GUS CAMPAGNA	HO Ver- mont RR boxcar
JOHN LEINS	HO Frisco hopper
GORDON MATLOCH	HO Santa Fe boxcar
DAN DANIELSON	VHS tape

and the winner of the special door prize:

NOBLE EMERY won a year's subscription to Railroad Model Craftsman magazine.



SHIRLY MENTZER at work at one of many RED meetings.

Photograph by Pat Boyle



HAROLD MENTZER'S business car "Breanna" making its inspection tour of the *Vallejo & Solano Western* at the recent RED meeting

Photograph by John Rodgers

THINK SMALL

The First Monday Gang

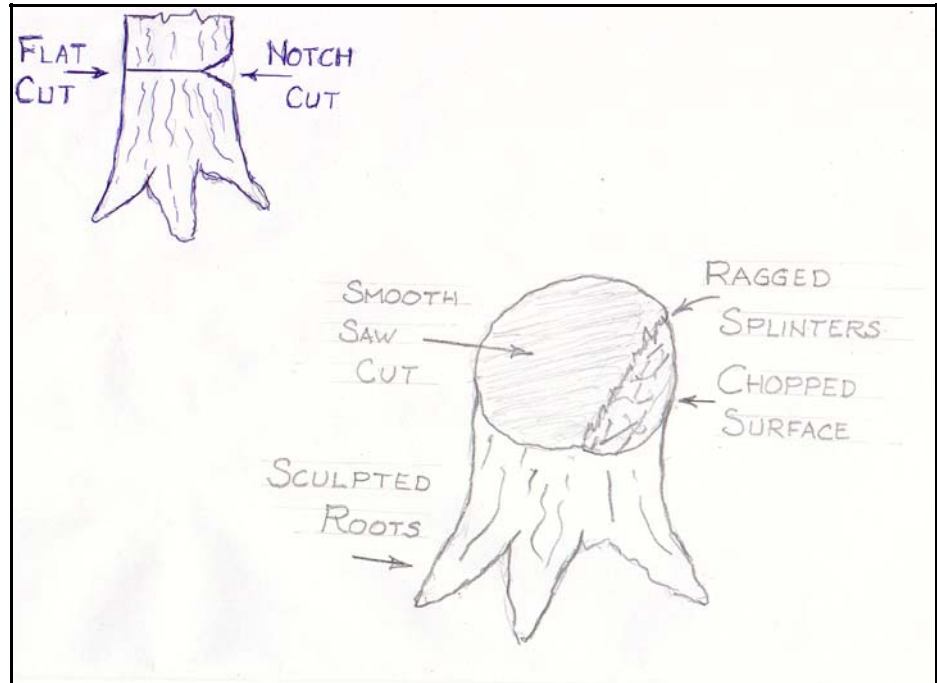
I am a member of a small round-robin group. The "First Monday Gang" meets just once a month. Eight are on the roster - six made the June meet. No officers-No dues- No fancy paper work. The host chooses a project for the afternoon and supplies the eats -usually cookies and juice. Do you have a small group of fellow model rails ?

Our projects often extend over several months. We seek fun and friendship, not pressure or competition. Last year we scratch built two buildings. A member cast plaster walls for each of us to assemble. A few months later our buildings looked remarkably different when we set them side by side. A wood structure was next. All of us started with the same plan and kit of wood parts. A few meetings later the completed buildings were again different. We modify plans and add stuff; then chuckle as we compare results. The aim is to have fun and learn various techniques from each other. The regular schedule of meets is a motivator that pushes projects to completion.

THINK SMALL has infected the group at times. A couple of SMALL projects are worth sharing here.

The Redwood Empire is timber country. Yes, one project was "trees" (redwood trees) but this is more basic-stumps. Any layout or module has space for a stump or two. A curve on my Willow Creek Railway has over a dozen stumps nearby. The cast plastic or metal versions at the hobby shop can not compete with real wood. Our raw material was various twigs from the garden selected for desired bark texture and diameter. Using a zona saw and the usual #11 blade, we mimicked (in miniature) the actions of a lumber jack.

The trick is to have your flat cut and



notch cut almost but not quite meet. Then you break the twig to achieve a few ragged splinters where the two cuts meet. If the result is not satisfactory, give it another try – twigs are very cheap. When you are pleased, saw off enough to make your stump the height you wish.

You need a root structure for your stump. Mix some fine sawdust with white glue or plaster and water to form a thick paste. Set your twig on waxed paper or plastic wrap. Hold it vertical with a finger. Now build a root structure using the sawdust mixture. A toothpick or a small screwdriver will be a good tool for the job. Like a toddler with play-dough you have infinite options. If your stump will sit on a slope just tilt it to the desired angle as you form the roots. Do not hurry. Variations in roots help make interesting scenery. You can tailor every stump to fit its intended home. When you are happy with your creation, set the stump aside to dry for a day or so.

Acrylic paints well thinned are my choice for color. Grey, umber and the sienas applied in dabs and dabs will do the job. Take a walk for ex-

ercise and really look at a few stumps. Find fresh stumps and old stumps. Observe how roots bulge at and near the ground. Presto! You are a bonified expert. How can you stumble with this satisfying project when Ma Nature varied everything?

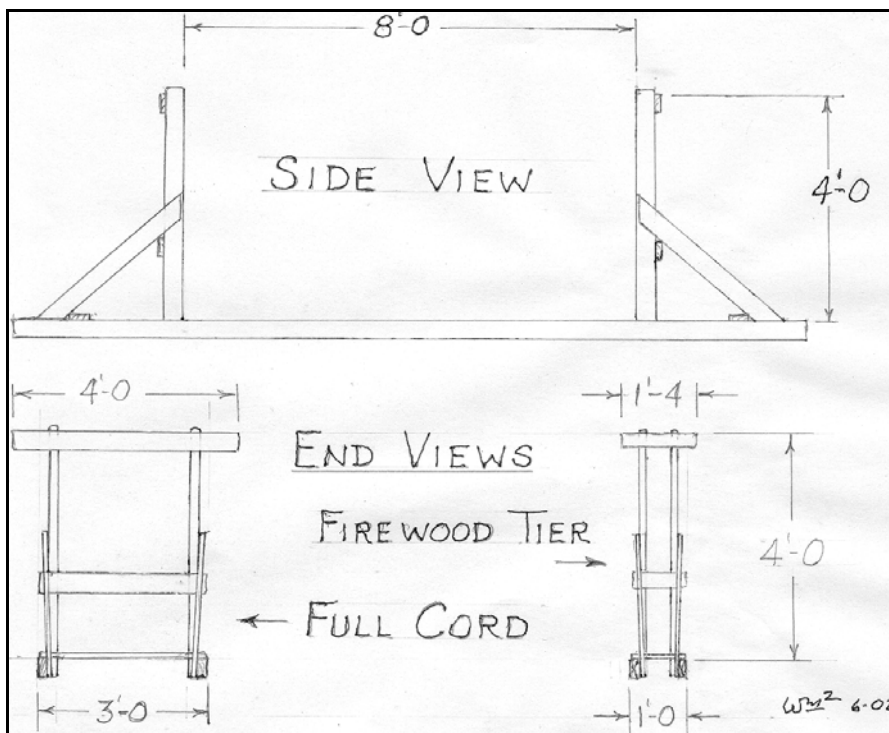
Stumps inspired a related project. Firewood, once the primary fuel in the West, was purchased by railroads and homeowners by the cord. The standard measure for a cord is a stack of wood piled neatly four feet high by eight feet long and four feet deep. Stove wood was often sold by the tier - 4' high and 8' long with the wood cut to a specified length - usually 12" or 16" more or less. A 12" tier would be 1/4 cord, 16" 1/3 cord. A common sight in side yards and at many railroad fuel stops was a wood rack that verified the wood dealer's honesty while storing the fuel supply neatly. I remember helping Dad McIntosh stack his winter firewood. If the wood order did not

(Continued on page 5)

(THINK SMALL Continued from page 4)

fill the racks to a full level four feet the wood man delivered some more before he was paid. Also, if too many sticks measured 14 inches when the order was for a 16 inch tier, stern words were exchanged.

You can build this wood rack with material probably forgotten in your scrap pile. The long stringers can be anything from 2x4 to 4x6



with uprights to match. The diagonal braces and cross pieces can be any available one-by or two-by stock.

The Honest Measure Wood Rack has several SMALL Plus values.

- 1- Material is not critical since the prototype was built from any material that might be available.
- 2- Similar racks were found beside rural cabins during all the years from 1850 to 2001.
- 3- Many of you have a model locomotive with wood stacked in the tender.
- 4- A rack stacked with scale size

firewood draws "oh's" of approval from visitors to your layout. They may not know an SD79 from a Consolidation, but split wood they recognize.

5-The rack is easy to build and will not steal space you need for important additions to your rail empire.

Try these two SMALL projects. Then, think about a SMALL GROUP. You can multiply your hobby fun.

A SMALL GROUP can start with you and one or two friends. Get together on a regular schedule for modeling projects. Learn new skills or hone old ones. Help each other. Do not get too competitive. The object is to have fun - so relax. We share a hobby !

Bill Williams The Ancient One

2004 PCR CONVENTION

By Harold Mentzer

At the May PCR Board Meeting in Reading, the Board accepted a bid for the 2004 PCR Convention to be sponsored jointly by the Napa Valley Model Railroaders and the Redwood Empire Division. The "NAPA VALLEY '04" Convention will be held at THE CHATEAU Hotel, 4195 Solano Ave., on April 29 through May 2, 2004.

A committee is forming and planning has started. The General Chairman is HAROLD MENTZER of Napa, with JIM GRAY of Benica, Secretary ; NOLAN ALEXANDER -- Santa Rosa, Treasurer; Gus CAMPAGNA--Corte Madera, Registration; BILL KAUFMAN--San Rafael, Publicity; JIM PROVIDENZA--Terra Linda, Clinics; JOHN RODGERS--Napa, Contests; MARY MOORE-CAMPAGNA--Core Madera, Non-Rail Activities; and ED ZARAREKIS--Fairfield, Prototype Tours. There are additional positions still open, and anyone interested in joining this venture are welcome to contact HAROLD MENTZER at (707) 226-5153, or e-mail at


HSMentzer@aol.com.

PCR annual conventions are scheduled on a rotation basis and '04 will be RED's turn again. RED has sponsored conventions in Ukiah, San Rafael, several times in Santa Rosa, and Vallejo. Now we're going to Napa, which at least still has a couple of operating railroads. This will be another successful RED convention, but we will need everyone's help to pull it off. If you can help with the planning, call Harold. If your time is limited, hold on, we will need your help at convention time. The more involved, the less work for everyone, and also the more fun and satisfaction.

CLASSIFIED ADS

This is where we run classified ads from members to members. There will be no charge for Redwood Empire Division members to place an ad here. Non-members will be asked to pay a nominal charge of \$2.50 for each 4 lines.

**YOUR
FOR SALE
OR WANTED
ADD
GOES HERE**



Our new RED Director Ron Plies interest in railroading and modeling can be described as follows:

I've had a life long love of the Southern Pacific Coast Line and SP in general. As a young child I would go with my parents on Sunday mornings to Santa Barbara, from Inglewood, to attend church services where my uncle was the pastor. On the way up in the morning, traveling along US 101 just north of Ventura, we would be passed by the Morning Daylight SP train # 99. When a small boy has the pleasure of seeing the most "Beautiful Train in the World" in all of it's glory, under steam, and at full speed, he is hooked.

Home

FULTON STATION

of the

South Fulton Sipping and Switching Society}
Model Railroad Supplies, Books and Antiques

HOURS:

Monday – Friday: Noon to 6:00 PM
Saturday: 11:00 AM to 5:00 PM
Sunday: 12:30 PM to 4:30 PM

4754 Old Redwood Highway, Suite 454

In The Larkfield Shopping Center

(Mailing address: PO Box 38)

Santa Rosa, California 95403-1408

(707) 523-3522 (Phone)



The new RED Director Ron Plies and past RED Director Gus Campagna
Photograph by John Rolston

I have always enjoyed building models of the SP and have had my work shown in a number of publications. My Gaviota trestle was first published in the Model Railroader in 1/83 and again in 2/85. It was also shown in the SPH&TS publications of the "Trainline" in the fall of 1997. My Port Costa modules have also been in the Train in the summer of 1997 and full articles in Railroad Model Craftsman in July and August of 2000. I have shown it at a number of train shows in California and Oregon and it was the featured operating layout at the NMRA national convention hotel at San Jose in 2000.

I have been the clinic chair for the PCR at Ukiah in 1999 and the convention chair for the Southern Pacific Historical and Technical Society in Redding the same year. I was one of the presenters at the 2001 PCR convention in San Luis Obispo with a clinic on building Lark Cars.

I have helped to organize a modular model railroad club (the Eel River Valley Model Railroaders) in Ferndale at the Humboldt Co. Fairgrounds, showing the NWP in a historical representation. Some of these modules were displayed at this year's PCR convention train show in Redding.

Redwood Empire Garden Railway Society, No. 1 gauge, various scales. If you are interested call Don Herzog (707) 823-3023 (please let the phone ring) or Terry Strom (707)526-0820.

Napa Valley Model Railroad Club, HO layout. Meets Fridays 7:30 PM at Town and Country Fairgrounds, Napa. For information call: Clubhouse (707) 253-8428 or Ron Rogers (707)224-4040 or John Rodgers (707)226-2985.
www.nvmrc.org

Lake County Model Railroad Club, HO modular. Meets Tuesday at 7:00 PM in the old National Guard Building at the Lake County Fairgrounds on Martin Street, Lakeport. Call John Grutzmacher (707)279-8026 or Ron Zawerucha (707) 275-2875.

Coastal Valley Lines, HO modular. Meets 1st Thursday of the month at 7:30 PM at Pizza Gourmet, 1415 Fulton Rd, Santa Rosa. Call Brad Squires (707) 568-4298 or Don Hanesworth (707) 823-9615
<http://home.pacbell.net/jrolston/>

Vallejo Model Railroad Club meets

CLUB SCHEDULES

each Wednesday and Friday evenings, starting at 7:00 PM in the Civic Building, Solano County Fairgrounds, 900 Fairgrounds Drive off I-80 and Hwy. 37, in Vallejo. Enter via Sage Street/ Gate #1. The Club operates both HO and N scales. Information: (707)643-1809 (with answering machine) at the club.

Sonoma County Model Railroad Society. SCMRS is relocating. Contact Dave Gibbons at (707)526-2057.

Humboldt Bay & Eureka, HO layout, Eureka, CA. Contact David Berriman, P. O. Box 915 Arcata, CA 95518. (707)825-7689.

Solano Rail Rats, HO Scale For information call John Leins (707)422-8266

Bay Area S Scalers. Contact Lee Johnson at (925)943-1590.

Redwood Empire O Scale Model Railroad Club. For information call Bill Gallagher (707)584-4680

NPC Operators. On3 modelers in the North Bay area looking for members to form an operating group. Must have at least one On3 engine. Contact Steve Skold at (707)539-1782.

Mendocino Coast Model Railroad & Historical Society, a Fort Bragg area group that promotes the hobby of model railroading. Construction underway of a historically accurate layout depicting the California Western (Skunk) from Ft. Bragg to Willits. Contact Philip Miller at (707)937-3605

North Coast Live Steamers, a group, from the Fort Bragg-Willits area, that promotes the hobby of large-scale railroading and other steam related history. Contact Bill Shepard at (707)961-0329.

Eel River Valley Model Railroaders, HO Scale layout under construction. Meets each Friday evening at 7:30 P.M. at the Ferndale Fair Grounds, Ferndale, CA. Write to P O Box 950 Fortuna CA 95540 or call Ron Plies at (707)725-9063 for more information.

North Coast Narrow Gaugers
www.ncng.org



MEMBERSHIP APPLICATION 9/01
REDWOOD EMPIRE DIVISION (RED)
PACIFIC COAST REGION (PCR)
NATIONAL MODEL RAILROAD ASSOCIATION (NMRA)

LAST NAME: _____ FIRST NAME: _____

ADDRESS: _____

CITY: _____ STATE: _____ ZIP: _____

TELEPHONE #: _____ NMRA # (if a member): _____

I want to become a member of the Redwood Empire Division in the Pacific Coast Region of the NMRA. I have checked below the type of membership I desire and have enclosed the proper amount in a check payable to PCR-NMRA. I understand that membership in the RED/PCR requires membership in the NMRA.

- RED/PCR and NMRA for one year at \$51.00
- RED/PCR and NMRA for five years at \$235.00
- RED/PCR and NMRA affiliate at \$29.00
(No NMRA monthly *Bulletin* magazine)
- RED/PCR and NMRA Youth (under age 20) at \$36.00
- RED/PCR only (requires NMRA membership # above) at \$6.00
- RED/PCR only five years (requires NMRA # above) at \$25.00
- Check here if this is a renewal PCR #: _____

Date of Birth: _____

Life memberships in both the NMRA and RED/ PCR are available. Contact Member Services Chairman for actuarial quote. Send application form and remittance to : PCR Member Services, 530 Fig Tree Lane, Martinez, CA 94553. Please allow 3-6 weeks for processing your application.

COMING DOWN THE LINE

July 14-19: **NMRA National Convention** in Fort Lauderdale, FL.

August 4: **Redwood Empire Division** summer picnic in Sonoma.
Details are on page 1.

August 17: **Napa Valley Model Railroad Club** 8th Annual Swap Meet and Show, 8 AM to 2 PM. Vendor space available; contact Dave Maffei (415)883-7740 days; Rick Sturm (415) 898-8138 eve

August 8-18: **Eel River Valley Model RR** Open house at Humboldt Co. Fair, Noon to 9 PM.

August 25: **Redwood Empire Garden Railroad Society** meet at Bob & Teri Guy's home in Novato, 11AM to 4 PM.

September 8: **Coast Division** meet at Bushser Middle School, Santa Clara. Contact Rod Smith (510)657-3362.

September 14-15: **Sierra Division** meet in Carson City, NV. Contact Dave Musatti (775)831-1314, ext 5004.


September 28 & 29: **Coastal Valley Lines** train show at the Rec. Center, 7902 Oakmont Drive in Oakmont, Santa Rosa, 11 AM to 4 PM.

September 29: **Redwood Empire Garden Railroad Society** meet at Hart & Mary Jo Corbett's home in Novato, 11 AM to 4 PM.

November 3: **Redwood Empire Division** meet in Santa Rosa.

If your club has an event coming up, contact the Editor for inclusion in the CALLBOARD'S **Coming Down the Line** column. **NOTE: All dates and events subject to change or cancellation. Please contact event sponsors for details and confirmation.**

Many of the art items used in this newsletter are courtesy of Ken Houghton Rail Images or came from the website www.rrhistorical.com



Redwood Empire Division on the WWW

Yes, we have a home page too! Just point to <http://home.earthlink.net/~campgus/>. This location has an updated calendar (weekly) and links to other great railroad interest sites. Check it out !

EDITOR'S NOTES:

Future CALLBOARD schedules are as follows:

October- December CALLBOARD

Staff Meeting: 7 PM, October 1

Text Deadline: October 8

Mailing: October 15

Meeting: November 3


Submit all articles, calendar items, classified, and/or comments to:

Editor, 240 Chase Street,
Sonoma, CA 95476
or send it by e-mail to:
jrolston@pacbell.net

Send address corrections to:
PCR, 530 Fig Tree Lane
Martinez, CA 94553

CALLBOARD

John Rolston, Editor
240 Chase Street
Sonoma, CA 95476



FIRST CLASS