


# THE CALLBOARD



OF THE REDWOOD EMPIRE DIVISION

---

---

April – June 2002

---

## May Meeting & SWAP MEET

Vallejo Model Railroad  
Club

SOLANO COUNTY  
FAIRGROUNDS

The Redwood Empire Division will meet on Sunday May 19th at the Vallejo Model Railroad Club (VMRC) in the Solano County fairgrounds at 1:00 PM. The club will host a **SWAP MEET** and has invited individuals from a number of railroad clubs in the bay area to participate. Tables will be provided outside the Civic building (weather permitting), adjacent to the club with a limit of one table per person. The **SWAP MEET** will take place between 12 noon and 4 PM, with setup time to be between 11 AM and 12 noon. The VMRC will collect 10% of the proceeds from the sale of all items, which will be split equally between the VMRC and RED.

If you plan to sell items, please let VMRC know so they can obtain the proper table space. **Identify yourself as an RED member.** The club has requested notification by May 5th but hopefully they can accommodate you as long as you notify them ASAP ahead of time. Please telephone (see next paragraph) or send an e-mail to:

*mpfeiff@bart.gov*

For further information about the **SWAP MEET**, call VMRC president Mark Pfeiffer (daytime) at (510)464-6692 or leave a message at the club (707)643-1809.

Everyone attending the RED meeting will get a free door prize ticket. If you are wearing your Division name badge it will be worth an additional free ticket. The special door prize, at three tickets for a dollar, will be a one year subscription (or renewal) to the *Railroad Model Craftsman* magazine.

The *Vallejo & Solano Western* layouts will be open to all RED members to operate. The club operates both N and HO scale layouts covering over 2000 square feet. Plan to bring your own rolling stock and motive power to see

how good it looks on a first class club layout. The only requirement is that the equipment meets NMRA Standards and has properly aligned Kadee or equivalent couplers. The decision on any questions about conformance will be at the discretion of the Vallejo club.

SHIRLY MENTZER will be on hand with her sandwiches, brownies and coffee. With food like hers there's no reason to ever go hungry at an RED meet.

Because of the **SWAP MEET** being held at this meeting, no clinic or contest is scheduled and there will be no home layout tour afterwards.

To get to the club house at the Solano County Fairgrounds, use the Sage Street Gate #1 entrance. If stopped at the Stage Street gate entrance, tell the guard you're going to the Vallejo Model Railroad Club. **A location map is included on page 6.**

We look forward to seeing all of you in Vallejo.



(CHIEF CLERK'S REPORT 2) Continued from page

- RICK WAGNER box car
- RICK WAGNER NWP 2002 calendar
- PAT BOYLE Green Frog videos
- DAVE DAVIS GMR/Ghost Trains videos
- ED ZAKARECKIS NWP 2002 calendar
- JIM MARTIN Athearn AT&SF hopper

The Special Prize winner was:  
 SHIRLY MENTZER **Loose Caboose** \$25 gift certificate



**Annual Meeting Minutes of the Redwood Empire Division**

The annual Business Meeting was called to order at 1:34pm Sunday 2/24/02 at the Napa Valley Model Railroad Club in Napa, CA.

The motion to approve the minutes of the last meeting, as published in the CALLBOARD without reading, was made, seconded, and passed.

The Treasurer's report stated that the current bank statement shows a balance in the RED checking account of \$3803.09.

Gus Campagna gave the Director's report.

Old Business drew a call for volunteers for the open positions of Contest and Nominations chairs.

There was no new business.

A motion for adjournment was accepted and passed at 1:46pm.



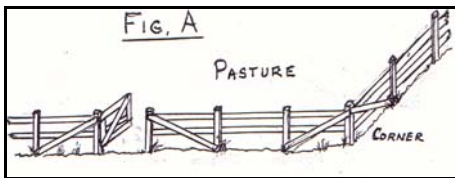
3 different scenes on HAROLD MENTZER's *Bellena Bay Railway & Navigation Co.* layout.

All photographs by Pat Boyle

## THINK SMALL

Last time the solid board fence, common to older industrial areas, introduced my sermon. Yes, we do need to offer aid to model railroad neophytes. This time we will stick to modeling - easy and fun modeling.

Rural area board fences are simple and relaxing to model. Old time farmers made more fence with less wood than the city slickers used to span the same distance. The rural product also has more structural character than the city slum fence. (A plus for us to think about.) Your plastic cows and horses will



not stray if you fence the pasture with a simple two-board fence. More prosperous farmers might build fences with three, four or more boards stretching between the posts but we THINK SMALL. 4X4 posts with a couple of 1x6 or 1x8 boards per span are all you need. Posts were commonly spaced 10 to 12 feet apart. Bossy might bend and break a board if farmer Jones spaced his post holes far apart for less sweat. Ah! there are reasons for hard work. We modelers, using an electric drill to dig post holes, can opt for an 8 to 10 foot post interval. Our cattle are well behaved but more posts will make the fence seem longer. We are always seeking ways to make our SMALL worlds look larger.

I like styrene for building rural

board fences. The material is economical, easy to work and comes repainted to match whitewash. In 1:87 scale 0.046" = 4". With a paper shear you can cut a lot of fence post stock from a small piece of 0.040 or 0.050 styrene. Some 0.010 or 0.015 styrene sheet, placed under the paper shear's blade or even cut with sturdy scissors, yields board for your fence. Keep the width of board consistent and your fence will look good. Any width from six to twelve inches will do the job. The key is to avoid assorted board width. Exact conformance to scale dimensions is not required when modeling scenery. Remember scenery's great blessing: if it looks ok you have met the goal.

If time is critical and you want minimum fuss; the hobby shop has styrene stock in fence post and board sizes packaged for your convenience.

Does a weathered wood fence fit your dream? You are not cheating if you use the real stuff to get an authentic look for your scale world. In the larger scales the right size stripwood is available in handy packs. HO fence posts are no problem. 1/16 inch square scales out as 5 1/2 inch stock for the HO world. One inch fence boards reduced to 1:87 scale are only 0.011 inches thick. Oh woe! our suppliers have nothing to fill out need.


Do not weep. Thanks to another group of creative folks our need can be filled. The technique of Marquetry (decorative inlay work and even pictures crafted from assorted wood veneers) is a thriving hobby. Wood veneer 1/64" thick is available. A wide variety of wood veneers are offered. Watch

the price. You want straight grain, not exotic color or pattern. Careful cutting with a sharp blade will yield neat boards for your HO fence.

Two inch HO stripwood is available at the hobby shop. Even 1/32" (about 2.7" HO scale) might look fine if your fence is not at the very front of your module. Just do not give the nit pickers a top view.

Weather your scale fence post and board stock in advance; then cut the wood to size. Yellow wood glue and tiny clamps ( I use spring hair clips) will do the job as you build your fence..

Rural board fences are basic and simple structures. However, there



are certain customs we should not ignore. For instance, animals lean against fence boards. Always nail the boards to the pasture side of the post. If the board is on the outside of the post, Bossy soon works the nails loose as she reaches for the greener grass on the other side. When the boards could span three posts, joints were usually staggered as in Figure B. Your fence boards should be just one or two spans long. Boards 24 feet long were common in the west but 30 feet would be rare and expensive.

Posts at gateways and corners often rated a diagonal brace. (See Figure A.) Sometimes these key posts were a bit stouter but same size was probably the norm. These

(Continued on page 5)

(THINK SMALL Continued from page 4)

diagonal braces should extend from near the ground to the top of the post needing help. For gates the same logic usually applies. The brace board pushes upward from near the bottom hinge to the top outside corner of the gate. Yep, there is more to fence building than just the blasted back breaking post holes.

If we brace with boards, the corner post detail gets a bit complex. See Figure C. We simple folk solve that problem by bracing the corner post with fence posts instead of boards. The span between posts is reduced at the corner to accommodate the length of timber used for a diagonal brace. A good surface is made available for nailing the critical top board at the inside corner. The bottom board makes do with toe nailing and midspan support from the brace. Yes, the span at a corner is often shorter than normal.


These fussy details make your

fence more interesting to build and a better model. Also, you can enjoy explaining fence building to your grandchildren if you are so blessed. As modelers we have all the advantages. We dig post holes with an electric drill and lift the posts with tweezers. Fence posts have no splinters. We never mash our thumbs with a hammer since we weld or glue our boards to the posts. Nails are for 12" = 1 foot folks.

Have fun. Keep your plastic livestock in the pasture. Rounding up strays is hard work.

Now where did I put the glue ???

Bill Williams The Ancient One



**MEMBERSHIP REPORT**  
BY MIKE McSWEEN

Welcome aboard to new Redwood Empire members:

- |                  |               |
|------------------|---------------|
| Jerry Moors      | Eureka        |
| Willard Hamilton | Napa          |
| Ronald Kaiser    | Healdsburg    |
| Raymond Melvin   | Crescent City |
| David Norris     | Fairfield     |
| Thomas Stack     | Suisun City   |
| David Ball       | Nice          |
| Alfred Cordeiro  | Novato        |



**EDITOR'S NOTES:**

Future CALLBOARD schedules are as follows:

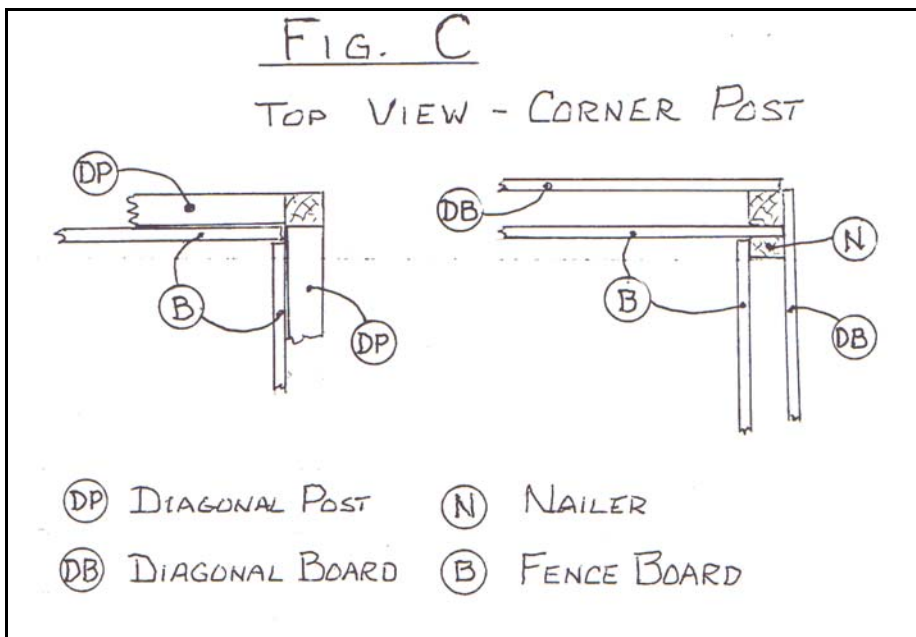
**July-September CALLBOARD Staff Meeting:** 7 PM, June 25  
**Text Deadline:** July 5  
**Mailing:** July 15  
**Meeting:** August 4

**October- December CALLBOARD Staff Meeting:** 7 PM, October 1  
**Text Deadline:** October 11  
**Mailing:** October 15  
**Meeting:** November 3

Submit all articles, calendar items, classified, and/or comments to:

Editor, 240 Chase Street,  
Sonoma, CA 95476  
or send it by e-mail to:  
jrolston@pacbell.net

**Send address corrections to:**  
**PCR, 530 Fig Tree Lane**  
**Martinez, CA 94553**



## CLASSIFIED ADS

This is where we run classified ads from members to members. There will be no charge for Redwood Empire Division members to place an ad here. Non-members will be asked to pay a nominal charge of \$2.50 for each 4 lines.

**YOUR  
FOR SALE  
OR WANTED  
ADD  
GOES HERE**

### WANTED

Volunteers to staff the NMRA/PCR/RED membership table at the GATS show in Santa Rosa on Saturday & Sunday June 1 & 2. Two hour increments available from 11 AM to 5 PM. A free GATS admission ticket is provided. Contact Mike McSween at (707)762-8585 or e-mail Pat Boyle at [patnt@sonic.net](mailto:patnt@sonic.net)

# FULTON STATION

Home

of the

*South Fulton Sipping and Switching Society*  
Model Railroad Supplies, Books and Antiques

### HOURS:

Monday – Friday: Noon to 6:00 PM  
Saturday: 11:00 AM to 5:00 PM  
Sunday: 12:30 PM to 4:30 PM

**4754 Old Redwood Highway, Suite 454**

**In The Larkfield Shopping Center**

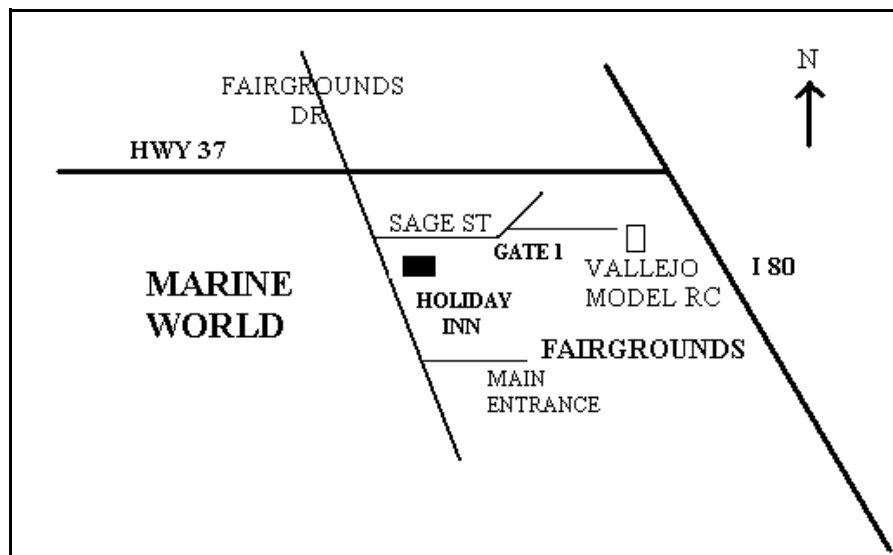

**(Mailing address: PO Box 38)**

**Santa Rosa, California 95403-1408**

(707) 523-3522 (Phone)



Mark your calendar and join the Redwood Empire Division (RED) on Sunday, August 4 for a picnic at the Sonoma (Train) Depot Museum in the City of Sonoma. A special tour has been arranged. Afterwards, visit some of the nearby sites — Taintown, Sonoma Mission, Vallejo's home, bakeries, cheese factories and a winery or two. Details will be included in the July – September **Callboard** newsletter.



Location Map for the Vallejo Model Railroad Club

**Redwood Empire Garden Railway Society**, No. 1 gauge, various scales. If you are interested call Don Herzog (707) 823-3023 (please let the phone ring) or Terry Strom (707)526-0820.

**Napa Valley Model Railroad Club**, HO layout. Meets Fridays 7:30 PM at Town and Country Fairgrounds, Napa. For information call: Clubhouse (707) 253-8428 or Ron Rogers (707)224-4040 or John Rodgers (707)226-2985.  
[www.nvmrc.org](http://www.nvmrc.org)

**Lake County Model Railroad Club**, HO modular. Meets Tuesday at 7:00 PM in the old National Guard Building at the Lake County Fairgrounds on Martin Street, Lakeport. Call John Grutzmacher (707)279-8026 or Ron Zawerucha (707) 275-2875.

**Coastal Valley Lines**, HO modular. Meets 1st Thursday of the month at 7:30 PM at Pizza Gourmet, 1415 Fulton Rd, Santa Rosa. Call Brad Squires (707) 568-4298 or Don Hanesworth (707) 823-9615  
<http://home.pacbell.net/jrolston/>

**Vallejo Model Railroad Club** meets

**CLUB SCHEDULES**

each Wednesday and Friday evenings, starting at 7:00 PM in the Civic Building, Solano County Fairgrounds, 900 Fairgrounds Drive off I-80 and Hwy. 37, in Vallejo. Enter via Sage Street/ Gate #1. The Club operates both HO and N scales. Information: (707)643-1809 (with answering machine) at the club.

**Sonoma County Model Railroad Society**. SCMRS is relocating. Contact Dave Gibbons at (707)526-2057.

**Humboldt Bay & Eureka**, HO layout, Eureka, CA. Contact David Berriman, P. O. Box 915 Arcata, CA 95518. (707)825-7689.

**Solano Rail Rats**, HO Scale For information call John Leins (707)422-8266

**Bay Area S Scalers**. Contact Lee Johnson at (925)943-1590.

**Redwood Empire O Scale Model Railroad Club**. For information call Bill Gallagher (707)584-4680

**NPC Operators**. On3 modelers in the North Bay area looking for members to form an operating group. Must have at least one On3 engine. Contact Steve Skold at (707)539-1782.

**Mendocino Coast Model Railroad & Historical Society**, a Fort Bragg area group that promotes the hobby of model railroading. Construction underway of a historically accurate layout depicting the California Western (Skunk) from Ft. Bragg to Willits. Contact Philip Miller at (707)937-3605

**North Coast Live Steamers**, a group, from the Fort Bragg-Willits area, that promotes the hobby of large-scale railroading and other steam related history. Contact Bill Shepard at (707)961-0329.

**Eel River Valley Model Railroaders**, HO Scale layout under construction. Meets each Friday evening at 7:30 P.M. at the Ferndale Fair Grounds, Ferndale, CA. Write to P O Box 950 Fortuna CA 95540 or call Ron Plies at (707)725-9063 for more information.

**North Coast Narrow Gaugers**  
[www.ncng.org](http://www.ncng.org)



**MEMBERSHIP APPLICATION** 9/01  
REDWOOD EMPIRE DIVISION (RED)  
PACIFIC COAST REGION (PCR)  
NATIONAL MODEL RAILROAD ASSOCIATION (NMRA)

LAST NAME: \_\_\_\_\_ FIRST NAME: \_\_\_\_\_

ADDRESS: \_\_\_\_\_

CITY: \_\_\_\_\_ STATE: \_\_\_\_\_ ZIP: \_\_\_\_\_

TELEPHONE #: \_\_\_\_\_ NMRA # (if a member): \_\_\_\_\_

I want to become a member of the Redwood Empire Division in the Pacific Coast Region of the NMRA. I have checked below the type of membership I desire and have enclosed the proper amount in a check payable to PCR-NMRA. I understand that membership in the RED/PCR requires membership in the NMRA.

- RED/PCR and NMRA for one year at \$51.00
- RED/PCR and NMRA for five years at \$235.00
- RED/PCR and NMRA affiliate at \$29.00  
(No NMRA monthly *Bulletin* magazine)
- RED/PCR and NMRA Youth (under age 20) at \$36.00
- RED/PCR only (requires NMRA membership # above) at \$6.00
- RED/PCR only five years (requires NMRA # above) at \$25.00
- Check here if this is a renewal PCR #: \_\_\_\_\_

Date of Birth: \_\_\_\_\_

Life memberships in both the NMRA and RED/ PCR are available. Contact Member Services Chairman for actuarial quote. Send application form and remittance to : PCR Member Services, 530 Fig Tree Lane, Martinez, CA 94553. Please allow 3-6 weeks for processing your application.

## COMING DOWN THE LINE


- May 1- 5: **Pacific Coast Region Annual Convention** in Redding.  
The web site is <http://www.toyman.ws/pcr2002/default.htm>
- May 4 & 5: **Coastal Valley Lines** train show at Day Under The Oaks,  
Santa Rosa Jr. College, Santa Rosa.
- May 19: **Redwood Empire Division** meet in Vallejo.  
Details are on page 1; a location map is on page 6
- June 1 & 2: **GATS** train show at the Santa Rosa Fairgrounds. Information  
at [www.gats.com](http://www.gats.com) See the "Wanted" advertisement on page 6.
- June 1 & 2: **Coastal Valley Lines** at the GATS train show, Santa Rosa
- June 2: **Coast Division** meet at the School For The Deaf, Fremont.  
Contact Jim Long at [JimCLong@aol.com](mailto:JimCLong@aol.com)
- June 8: **Sierra Division** meet at Knight Foundry, Sutter Creek.  
Contact Anne Ogbom at [anniepoo@netmagic.net](mailto:anniepoo@netmagic.net)
- June 22 & 23: **Coastal Valley Lines** train show at Spring Lake Village,  
5555 Montgomery Drive, Santa Rosa
- July 14-19: **NMRA National Convention** in Fort Lauderdale, FL.
- August 4: **Redwood Empire Division** summer picnic in Sonoma.  
A planning notice is on page 6.
- November 3: **Redwood Empire Division** meet in Santa Rosa.

If your club has an event coming up, contact the Editor for inclusion in the CALLBOARD'S **Coming Down the Line** column. **NOTE: All dates and events subject to change or cancellation. Please contact event sponsors for details and confirmation.**

### Redwood Empire Division on the WWW


Yes, we have a home page too! Just point to <http://home.earthlink.net/~campgus/>. This location has an updated calendar (weekly) and links to other great railroad interest sites. Check it out !

Many of the art items used in this newsletter are courtesy of Ken Houghton Rail Images or came from the website [www.rrhistorical.com](http://www.rrhistorical.com)



## CALLBOARD

John Rolston, Editor  
240 Chase Street  
Sonoma, CA 95476



## FIRST CLASS