



The Official Publication of the
Daylight Division of the
Pacific Coast Region of the
National Model Railroad Association
Issue 4, Volume 2016; October, November, December

The Daylight Observation

Table of Contents

Fall Meet at Oceano	1-5
Call Board	2
Coming Attractions	3-6
Director's Report	6
Superintendent's Report	7
Buying a Watch	7-8
Goleta Meet Report	8
Membership Report.....	9
New Members	9
In Memoriam	9
Placing Structures on Shelf	10-11
Rules	10
Achievement Program	12-14
Layout Design Challenge	15
2017 PCR Convention	16-19
Convention Committee	17
PCR Hobos	20
Hobo Charter Members	20
Convention Registration Form	21
NMRA eBulletin	22-27

Daylight Division Fall Event

Meet Me in Oceano, Dano

By Matthew Metoyer

The Next Daylight Division Event will be on Saturday, November 19, 2016 at the historic Oceano Depot, a restored 1904 SP Depot at 1650 Front Street, Oceano, CA 93445.

We hope you can join us for a fun-filled day of activities, including clinics, model and photo contests, layout tours, door prizes, the "World Famous" Daylight White Elephant Auction (well, WE know about it!), and of course, the obligatory quarterly Daylight Division business meeting. A pizza lunch will be offered.



Helping us with this event is the Oceano Depot Association and the San Luis Obispo Model Railroad Association (SLOMRA). We appreciate their assistance and hospitality. Doors open at 9:00AM with registration, refreshments, contest entries, socializing and more. The program begins at 10:00 AM.

Just for those needing additional incentive for coming over the hill to the Central Coast, the weather is ideal and the temperature is mild. Come on over and escape the valley heat for a day, or better yet, spend the weekend.

Registration: \$4.00 for NMRA members, \$5.00 for non-member guests. Add \$10.00 for the pizza lunch.



DAYLIGHT EXPRESS
Pacific Coast Region
2017 Convention
April 19-23 • Sign up NOW!
See page 16

Continued on Next Page.

Daylight Call Board

Superintendent

Neil Fernbaugh
marmot47@sbcglobal.net

Director

Dave Grenier
grenida@pacbell.net

Chief Clerk and Paymaster

Bob Sexton
rdsexton57@gmail.com

Membership

Doug Wagner
carldw@aol.com

Members Aid

Bob Pethoud
pethoud@comcast.com

Industry Liaison

Mike O'Brien
oldsmobile@msn.com

Contests

Chuck Harmon
harmonsta@att.com

Achievement Program

Dave Grenier
grenida@pacbell.net

Layout Tours Coordinator

Gary Saxton
gbs46@sbcglobal.com

Clinics Coordinator

Dough Wagner
carldw@aol.com

Parliamentarian

Brewster Bird
mec569@aol.com

Newsletter Editor

George Pisching
gmpisching@netzero.net

To submit an article or an item or photographs please contact the editor, George Pisching. If you need help preparing any please contact the editor for assistance. See address above. For other assistance contact that committee chairman.

Nov Meet at Oceano

Schedule:

9:00 am – Registration, Contest Check-ins, Refreshments, Socializing

10:00 am – Clinics

12:00 pm – Pizza Lunch served on site

1:00 pm – Daylight Business Meeting, Door Prizes,
White Elephant Auction

2:00 pm – Outside Activities & Layout Tours

Clinics: Doug Wagner will present two clinics. The first is about making roads, streets and parking lots from foam sheets. Doug has been using these techniques on the GEHAMS N scale layout for their downtown area. The second will be his long awaited clinic "Modeling Tools for the Average Guy".

Contests Categories: Models: Passenger Car • Photos: Model Color

There will be favorite and judged model contests. The photo contest is a popular vote contest. Only NMRA members in good standing may enter the contests. Non-NMRA guests are encouraged to bring display-only models and photographs. Awards will be presented to the winners of each contest. See the Contests page for more information about the contests and future contest categories. There will be tables for display-only items, in addition to contest entries. Please bring whatever items (prototype, model or photograph) that you are especially proud of and would like to display for our enjoyment.

Door Prizes & White Elephant Auction: Donations of new, unused



items for door prizes are especially welcome. Whatever You Do! Remember to bring plain-wrapped railroad-related items for the White Elephant Auction. The more the merrier! Think of it as "re-gifting!" All proceeds benefit the Daylight Division.

Lunch: Lunch will be ordered from a local pizza restaurant and served on site. Lunch will be offered for \$10.00, payable at registration. The coordinator will survey those who order lunch regarding preferred toppings for the pizzas.

Outside Activities & Layout Tours:

Addresses and simple overview maps for the layout tours will be distributed at the meet. We will not be providing detailed directions so bring your GPS!

Layout Tours: The always popular tours follow the business meeting.

Continued on Next Page

Coming Attractions

November 5 & 6, 2016 - Saturday: 10am–5pm; Sunday: 10am–4pm, Fall Train Show and Open House, South Bay Historical Railroad Society, Santa Clara Caltrain Station, Santa Clara, CA. (408) 243-3969.

November 5 & 6, 2016 - 10am to 4pm, Model Railroad Open House, Carquinez Model Railroad Society, 645 Loring Ave (across from C&H Sugar), Crockett, CA.

November 5 & 6, 2016 - 10am to 5pm, Fall Train Show, Black Diamond Lines Model Railroad Club, 425 Fulton Shipyard Rd, Antioch, CA.

November 12, 2016 - 10am–4pm, Shasta County Mini Maker Faire, Redding Civic Auditorium, 700 Auditorium Drive, Redding, CA.

November 12 & 13, 2016 - Saturday 10am–5pm, Sunday 10am–4pm, 40th Annual International Railfair Model Railroad Show, Placer County Fairgrounds, 800 All American City Blvd, Roseville, CA. Co-sponsored by PCR Sierra Division.

November 12 & 13, 2016 - Saturday 10am–5pm, Sunday 10am – 4pm, Model Train Show, Tehachapi Loop Railroad Club, West Park Gymnasium at the Tehachapi Recreation and Park District, 410 West "D" Street (off Mill Street), Tehachapi, CA

Continued on Next Page.

Nov Meet at Oceano

Local Hobby Shop with Layout Displays: Central Coast Trains, Atascadero - until 5:00 PM. This well-stocked model train store has three finished in-store display layouts in HO, N and O scale. For those coming from areas where local hobby shops no longer exist, we still have one in this area. Central Coast Trains is located at 7600 El Camino Real in Atascadero, is a full-service model railroad hobby shop and is growing.

Please visit their website for the latest news and upcoming celebrations. <http://www.centralcoasttrains.com/> And if you're looking for something unique or special and would like it ordered in time for you to pick up on November 19th, contact Anita directly and she will do her best to have it for you. Send her an e-mail at anita@cctrains.com to place a special order.

Layout Tour A: Central Valley Model Works, 1203 Pike Lane, Oceano - 1:00 to 3:00 PM.

This HO layout was built by the late Jack Parker, owner of Central Valley Model Works. It is now operated by his son, Jeff, and Jeff's wife, Heather. It represents the Northern Pacific in Montana in the era from the early 1940s to the early 1960s. The often photographed scenes depict Logan, Montana. While considerable "artistic license" has been taken with the actual arrangement of Logan, the layout allows the simulation of the actual operation of Northern Pacific trains going to and from St. Paul and Tacoma.

The layout room is a generous 17' x 50', plus an extra eight foot extension on the east end for return loops. The track is, of course, Central Valley CVT. That product was designed and developed for and then used on this layout. Jack's good friend and fellow NP model railroader David Coster helped design the layout and also did all of the wiring.

The layout features a great roster of detailed brass steam locomotives and these all are tuned and weighted to pull scale-length trains. Central Valley Model Works website: <http://www.cvmw.com/>

Layout Tour B: Central Coast Model Railroad, San Luis Obispo Railroad Museum, 1940 Santa Barbara Ave, San Luis Obispo - until 4:00.

The Central Coast Model Railroad occupies a 1500 square foot space in the San Luis Obispo Railroad Museum. The HO scale model represents various aspects of railroad life in San Luis Obispo and northern Santa Barbara counties, including the geographical area, industries served, and train operations of the various railroads located there. A double-deck peninsula layout is utilized with realistic miniature recreations of up to 16 historic local railroad scenes along the Central Coast.

Trains incorporate sound and radio control operations to present a realistic presentation of railroading along the Central Coast.

Operationally, there are full-length passenger trains, including the colorful and renowned streamlined Daylight, the Lark and mail trains. Freight trains are shipping local produce, lumber, beets, oil and general merchandise. A maintenance of way train is also included.

Continued on Next Page

Coming Attractions

November 18 - 20, 2016 - Friday: 8pm–10pm, Saturday & Sunday: 11am–6pm, Holiday Train Show, [Walnut Creek Model Railroad Society](#), in Larkey Park, 2751 Buena Vista Ave, Walnut Creek, CA.

November 19, 2016 - 9am–5pm, [Daylight Division](#) Fall Meet, [Oceano Depot](#), 1650 Front St, Oceano, CA.

November 24 & 25, 2016 - 10am–4pm, [The Great Train Expo](#), Alameda County Fairgrounds, Pleasanton, CA.

November 25 - 27, 2016 - Friday: 2:00 pm to 10:00 pm, Saturday & Sunday: 11:00 am to 6:00 pm, Holiday Train Show, [Walnut Creek Model Railroad Society](#), in Larkey Park, 2751 Buena Vista Ave, Walnut Creek, CA.

December 3 & 4, 2016 - 10am–4pm, Model Railroad Open House, [Carquinez Model Railroad Society](#), 645 Loring Ave (across from C&H Sugar), Crockett, CA.

December 4, 2016 - 9am–5pm, [Coast Division](#) Meet, 1001 Davis Street, San Leandro, CA. (at SF Bay Area Council Office of Boy Scouts of America)

December 10 & 11, 2016 - 10am–4pm, [San Leandro Historical Railway Society](#), Winter Open House & Train Show, 1302 Orchard Ave (in Thrasher Park), San Leandro, CA.

December 25, 2016 – Merry Christmas to ALL !

Continued on Next Page.

Nov Meet at Oceano

Major features include the Pacific Coast Railway pier at Avila, San Luis Obispo, as a railroad division point incorporating the roundhouse, water tanks, the station with adjacent historic buildings, the Stenner Creek trestle and famous horseshoe curve.

The Southern Pacific Coast Line in HO scale is a two-level layout that will ultimately have a mainline run of over 500 lineal feet.

We currently have 240 feet of the lower level now in operation. The Surf Depot area and the bridge crossing the Santa Ynez River are complete. The Stenner Creek Trestle (eight actual feet in length) is built and installed. Track is laid for the San Luis Obispo yard, which is eight tracks wide and thirty feet in length. Many of the historic structures are in place. Where possible, all the scenes are based upon actual SP track plans and 1950s era photographs.

The Pacific Coast Railway in HOn3 model currently includes Avila Beach and the Harford Pier (nearly 16 feet in length), a four-foot high painted backdrop of the harbor area, and the town of Avila Beach in the early 1930s, including the award-winning wood truss bridge over San Luis Obispo Creek. This portion of the layout was featured on the cover of the September 2012 issue of Railroad Model Craftsman.

There is an admission fee: Members, free; Adult, \$3; Child (4-15), \$2; Child (3 and under), free.

Layout Tour C: Los Osos Valley Railroad (HO) and the D & P Mountain Railroad, Paul Deis, Paso Robles - until ?

Paul will open his layouts (yes, more than one!) to us - his outdoor garden railroad and indoor Southern Pacific layouts, the Los Osos Valley Railroad (HO) and the D & P Mountain Railroad (Fn3) Garden Railroad.

The Los Osos Valley Railroad is an HO scale 400 sq. foot double-deck, point to point layout. It represents the Southern Pacific Coast Line from San Luis Obispo to San Miguel in 1949. The layout is designed for operations and features hand-laid track, NCE DCC and sound equipped locomotives. Both ends of the layout have off-layout staging areas. Trackwork is 70% complete. Some scenery is started.

Continued on Next Page



Coming Attractions

January 7 & 8, 2017 - 10am–4pm, [The Great Train Expo](#), Convention Center, 800 West Katella Ave, Anaheim, CA.

January 27 to 29, 2017 – **Save the date!** – Bay Area Layout Design & Operations Weekend, Sponsored by [Pacific Coast Region-NMRA](#) , [Layout Design](#) and [Operations](#) Special Interest Groups.

February 11, 2017 - 10am +, [Sierra Division](#) Meet, Sovereign Grace Baptist Church, 2766 Dakota Avenue, Modesto, CA.

February 13 & 14, 2017 - 10am–4pm, [The Great Train Expo](#), Del Mar Fairgrounds, 2260 Jimmy Durante Blvd., Del Mar, CA.

Continued on Next Page.

Nov Meet at Oceano

The D & P Mountain Railroad is Paul’s freelanced Fn3 (1:20.3 scale) garden railroad. This is an L-shaped design and operates around 2 sides of Paul’s house. There is a 350 foot mainline and 150 feet of sidings and industry spurs. The maximum grade is four percent with ten-foot minimum diameter curves. The entire railroad is raised off the ground. The D & P Mountain Railroad is based on Colorado Mountain railroading with mining and lumber operations in the 1940s era. Locomotives are battery powered with radio control, QSI sound decoders and Airwire throttles.

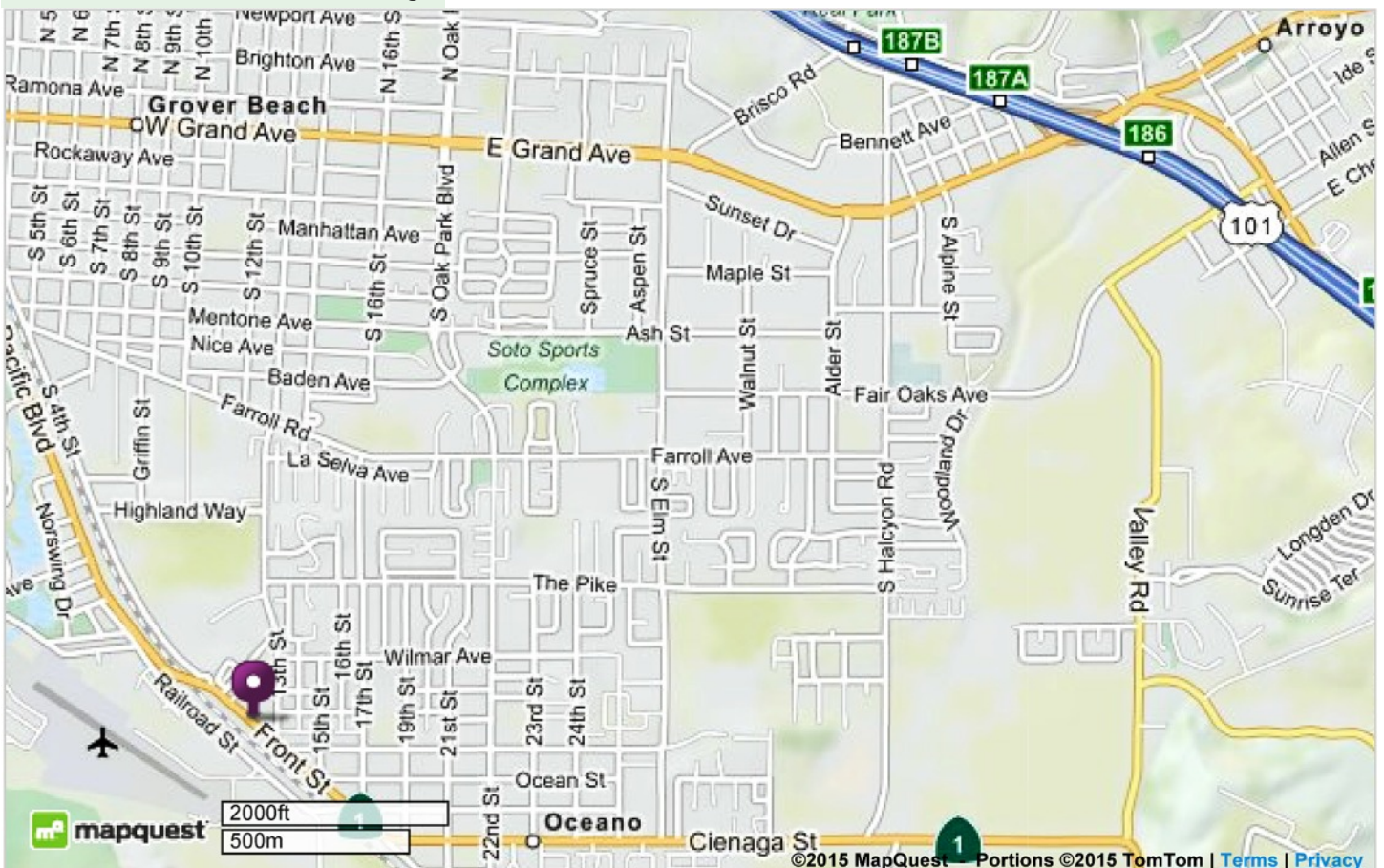
Driving Directions to Meet:

From the South:

Drive North on US-101 and take Exit #182 / Los Berros Rd / Thompson Rd, go 0.3 miles, Turn Left on Los Berros Rd, go 4.7 miles, Turn Left on Valley Rd, go 0.4 miles, Turn Right on Cienaga St (Hwy 1) go 2.1 miles and the Oceano Depot will be on your left.

From the North:

Drive South on US-101 from San Luis Obispo and take the Hwy 1/Pismo Beach exit. Stay on Hwy 1 South thru Pismo Beach for 3.5 miles. After you cross the UP tracks on a bridge, the Oceano Depot will be on your right.



Coming Attractions

March 18, 2017 - 9am–10pm, Winterail 2017 Railroadiana Show and Sale, Corvallis High School, 1400 NW Buchanan Avenue, Corvallis, Oregon.

April 19 to 23, 2017 - Daylight Express 2017 PCR Convention, DoubleTree by Hilton, 3100 Camino Del Rio Court, Bakersfield, CA 93308.

Come join us for 5 days of clinics, contests, layout tours, operating sessions, prototype tours, and more! See pages 16-21 in this issue or the Daylight Express 2017 website for all the information you need.

April 29, 2017 - 9am–5pm, West Side Reunion presents the 30th Annual Logging & Mining Modeler's Convention at the Sonora Elks Lodge, 100 Elk Drive, Sonora, CA.

April 30, 2017 - 9:00 am, Sierra Seminar, Jamestown Hope Center (2 blocks from Railtown 1897), 10365 9th Street, Jamestown, CA.

July 30 – August 6, 2017 - Orange Blossom Special, NMRA 2017 National Convention and National Train Show, The Rosen Plaza Hotel, International Drive, Orlando, FL.

[Ed.Note: Daylight Division member George Pisching designed the "Orange Blossom Special" Convention Logo.]

For the Most Up-to-Date Information Go To the NMRA Web Site:
www.nmra.org

Daylight Division

Director's Report

By Dave Grenier, Director, PCR Daylight Division

Greetings from Clovis!

A big Daylight thanks to Bruce Morden for coordinating our August May 27th meet in Goleta at the South Coast Railroad Museum. Good job, Bruce!



Our next meet is on November 19th at the historic SP Oceano Depot, 1650 Front Street, in Oceano. The event that begins at 9:00 AM with refreshments and contest entries. Starting at 10:00 AM, we expect to have two clinics. Doug Wagner will present "Modeling Tools for the Average Guy". The second clinic is to be determined. We will have the Division's world-famous White Elephant Auction, so bring newspaper-wrapped goodies to auction off. As always, be sure to check the Daylight Division website for up-to-date information on the meet at: www.pcrnmra.org/daylight/nextmeet.html

The Daylight Express 2017 PCR convention will be April 19-23, 2017, in Bakersfield at the DoubleTree by Hilton Hotel. We have a partial committee in place, consisting of PCR members from all over the region and have held several planning meetings since mid-March. Chris Palermo of Coast Division and our own Doug Wagner are co-chairs for the convention. We still have several committee positions that need to be filled. We also need layout tour hosts, clinicians, and other volunteers at the convention itself. See the "Volunteers" and "Committee" pages on the website, www.pcrnmra.org/conv2017, for what we need. You can also earn AP Association Volunteer time units for your service and participation. See the NMRA website, nmra.org/volunteer, for the details or ask me.

Until next time, may all your balls be high.

Dave Grenier, PCR Daylight Director



What a fun piece of history
**Buying a
watch in 1880**

If you were in the market for a watch in 1880, would you know where to get one?

You would go to a store, right? Well, of course you could do that, but if you wanted one that was cheaper and a bit better than most of the store watches, you went to the train station!

Sound a bit funny?

Well, for about 500 towns across the northern United States, that's where the best watches were found.

Why were the best watches found at the train station?

The railroad co. wasn't selling the watches, not at all. The telegraph operator was. Most of the time the telegraph operator was located in the railroad station because the telegraph lines followed the railroad tracks from town to town. It was usually the shortest distance and the right-of-ways had already been secured for the rail line.

Most of the station agents were also skilled telegraph operators and it was the primary way they communicated with the railroad. They would know when trains left the previous station and when they were due at their next station. And it was the telegraph operator who had the watches. As a matter of fact, they sold more of them than almost all the stores combined for a period of about 9 years.

This was all arranged by "Richard", who was a telegraph operator himself. He was on duty in the North Redwood, Minnesota train station one day when a load of watches

Continued on Next Page.

Superintendent, Daylight Division

Dark Territory

By Neil Fernbaugh



Dear All,

My apologies for being so often MIA. I had committed some time ago to helping with a rewrite of our bylaws, and I've attached my suggestions. See pages 16-20. In this newsletter I have included the Bylaws suggestions and a discussion of the bylaws. Please review and comment. Otherwise, I think the next way forward is a few rounds of emails. I will again send the bylaws proposal and comments in a separate email. Please pass them on to anyone you think is interested that I haven't copied.

Here are some random thoughts to create some excitement at our ~~meets~~ events:

Last year at Oceano we had a good selection of structures to share, George G. suggested that we might try buying, or having our members buy, several copies of a specific kit, say a DPM, Monster Model Works, or Bar Mills starter kit, and ask members to build their "version" of the same structure, kit-bashing, weathering, or painting it to each members fancy, then sharing them in a special contest or display. If we bought the kits and had our members assemble them, we might sell them as a fund-raiser at a meet, or at a regional convention.

In Exeter last year, Brewster cooked a Railroad breakfast for us. His suggestion that we have a clinic on Railroad food seemed interesting. I wonder if we could find a chef to create a convention banquet, or a lunch at a meet where a specific menu from the Daylight or San Francisco Chief might serve as the basis for a meal.

A lot of comments have been floating around about **naming our 2017 Convention**. I'm sure some of you still have ideas to contribute. The name chosen is – Daylight Express 2017. Thanks for all the ideas offered. Some other names offered were “The Eastside Lines, Kern Junction, The Valley Lines.” Then some of the train names used in the valley were offered – “The Sunset Manifest, Sunset Express, West Coast Limited, the Gold Coast, and the Expediter.” Also offered were names associated with operations - "Car Cards, Flimsies, and Switchlists." Now that is being creative, not this time usable but still creative.

One interesting thought came out of the discussions. It was the idea of using something along the lines of "The Orange Belt." In addition to describing our eastside valley lines, and being my favorite modeling locale, most of you will remember that the local bus line that served railroad stations along the San Joaquin Valley was the Orange Belt Stages. Since Athearn put out a bus model that matches the old buses they used, and because I am sure that the management of the bus lines would not object, we could ask Athearn to make a custom painted model of the bus and use it as a convention car. I talked with both the bus line owner, and Athearn a few years ago, and they were interested. It might make an interesting fundraiser for the division if featured in MR as a "club car."

What do you think?

... Neil.

Buy a Watch

arrived from the East. It was a huge crate of pocket watches. No one ever came to claim them.

So Richard sent a telegram to the manufacturer and asked them what they wanted to do with the watches. The manufacturer didn't want to pay the freight back, so they wired Richard to see if he could sell them. So Richard did.

He sent a wire to every agent in the system asking them if they wanted a cheap, but good, pocket watch.

He sold the entire case in less than two days and at a handsome profit. That started it all.

He ordered more watches from the watch company and encouraged the telegraph operators to set up a display case in the station offering high quality watches for a cheap price to all the travelers.

It worked!

It didn't take long for the word to spread and, before long, people other than travelers came to the train station to buy watches. Richard became so busy that he had to hire a professional watch maker to help him with the orders. That was Alvah. *And the rest is history as they say.*

The business took off and soon expanded to many other lines of dry goods. Richard and Alvah left the train station and moved their company to Chicago -- and it's still there.

YES, IT'S A LITTLE KNOWN FACT that for a while in the 1880's, the biggest watch retailer in the country was at the train station. It all started with a telegraph operator: **Richard SEARS** and his partner **Alvah ROEBUCK!**

Daylight Division

Goleta Meet Report

by Brewster Bird and Bruce Morden

[Editor's note: Daylight Division had their Summer Meet on August 27 at the Goleta Depot, near Santa Barbara. Two Daylighters submitted reports.]

The first is from Brewster Bird:

Dear Daylighters and PCR folk, thanks for showing up at the Daylight meet in Goleta this past weekend. If not, you missed some great coffee from Coffeemicro a new roastery based in Visalia, a well done clinic from our host, Bruce Morden on timetable and train orders (TT & TO's) and a clinic on our upcoming regional convention in Bakersfield. After the two clinics, we featured a hobby roundtable spirited open discussion on the hobby and it's future. Also really thoughtful and well done layout tours!

The next is from Bruce Morden:

We had a really laid back Daylight Division event on Saturday. August 27. Bruce Morden had organized the meet which was held at the South Coast Railroad Museum at the Historic Goleta Depot, a 1901 Southern Pacific restored station structure. Fourteen were in attendance, including several non-members and a couple from out of the Division. There were no officers so there was no business meeting. There was home brewed coffee courtesy of Brewster Bird plus the usual fat pills [donuts]. No one brought any contest models or photos. Registration sign up and collection for lunch was quick.

After a few introductory remarks Bruce led us down to the Freight Office inside the Depot. With an authentic background Bruce gave a clinic on Timetable and Train Order Operations the way Southern Pacific did it. Included were actual dispatchers sheets from December 1963 and 1974 as well as the corresponding timetables in use for those months. Some actual train orders and clearances from the same time were shared as Bruce explained how the orders were conveyed to the operator at the depot and then transferred to the crews as they went by. Outside at trackside, we looked at the train order post and the train order boards which rose above the two story depot building itself.

The second clinic presented by Chris Palermo and Doug Wagner, co-chairs for Daylight Express 2017, the PCR Regional convention in Bakersfield next year. They told us about the convention and some of the events being planned, including Michael Gross as speaker for the dinner. Mike O'Brien and Bruce Morden who are the conventions clinic co-chairs also added to the discussion. The convention display board and brochures were on hand. There was an informal discussion of bringing younger people into the Division and model railroading in general.

We held the traditional white elephant auction as well as selling some donated items. There was no door prize. We enjoyed the pizza lunch and some stayed to ride the 7 ½ inch gauge train at the museum. There were 9 layouts on the afternoon tour. All in all it was a very enjoyable day.

Welcome Aboard !

Daylight Division's Newest
Members:

Member	City/State	Date Joined
Wilson James	Tehachapi	8/25/2016
Paul Westover	California City	9/12/2016

In Memoriam

Our condolences to the families
of our fallen flag members:

Member	City/State	Joined PCR
Arnold Jonas (Life Member)	San Luis Obispo	1/1/1973
William Livingston	Clovis	7/1/2008



Have you changed your address
or other membership information?

Please, Pretty Please

Notify NMRA Headquarters

Email: nmrahq@nmra.org

Phone: 423-892-2846 (8am
4pm ET)

Mail: P.O. Box 1328

Membership

It Is Time To Drag Out The “Christmas Trains”

by Doug Wagner

*Yep, it is that time of year again! And a great time
to interest and join NEW members!*



First off, I want to thank all those folks that attended the Bakersfield Daylight Division Meet and dropped by to visit my home layout. This was its first opening (christening) for a Daylight Division layout tour. I will start putting down scenery, in Porterville, so I have some scenery by the time the 2017 PCR Convention rolls around, and hopefully receive a Golden Spike Award for it. If you missed my layout, on Saturday, the next chance will be at the 2017 PCR Convention, here in Bakersfield. More on that, later.

The following Daylight Division meet was August 27, at the Goleta Depot and hosted by the South Coast Railroad Museum. The meet coordinator, Bruce Morden, organized a terrific event. Goleta and Santa Barbara are ripe with fabulous layouts to visit.


The final Daylight Division meet, for 2016, will be Saturday, November 19, at the Oceano Depot, hosted by the Oceano Depot Association. The meet coordinator is Matthew Metoyer, and Matt has contacted local layout owners for layout tours. Doug Wagner, will be hogging center stage by presenting two clinics. His long awaited "Modeling Tools For The Average Guy" clinic, and a new one on "Modeling Roadways and Sidewalks with Foam Sheets."

The final bit of information concerns the 2017 Pacific Coast Region Convention, "Daylight Express," to be held in Bakersfield, April 19-23, 2017, at the DoubleTree by Hilton. We are always looking for clinics, layouts for tours and operation at the convention. For more information concerning the Daylight Express Convention, please visit the convention's web site at <http://www.pcrnmra.org/conv2017/index.html> .

Since this is a volunteer organization, we are always looking for folks to fill in any open positions -- which there are many -- in the Pacific Coast Region or any Division within the Pacific Coast Region. A few folks just can't do it all -- forever. Please consider volunteering for something! Every little bit helps !

For any information concerning any of the above, you may contact Doug Wagner at _carldw@aol.com (mailto:carldw@aol.com) , or by phone at 661- 589 -0391.

Doug Wagner, Membership Chairman, Bakersfield, California



RULES

From Larry Altbaum

- Good news:

It was a normal day in Sharon Springs, Kansas , when a Union Pacific crew boarded a loaded coal train for the long trek to Salina .

- Bad news:

Just a few miles into the trip a wheel bearing became overheated and melted, letting a metal support drop down and grind on the rail, creating white hot molten metal droppings spewing down to the rail.

- Good news:

A very alert crew noticed smoke about halfway back in the train and immediately stopped the train in compliance with the rules

- Bad news:

The train stopped with the hot wheel over a wooden bridge with creosote ties and trusses.

The crew tried to explain this to Union Pacific higher-ups, but were instructed not to move the train!

They were informed that Rules prohibited moving the train when a part was found to be defective!

'REMEMBER, RULES Are RULES!'

Don't ever let common sense get in the way of a good Disaster!



Member Aid 52; The Answers Are Out There:

Placing Industries on a Shelf Layout

By Bob Pethoud, Members Aid Chairman



Most industries served by model railroads are more believable when they dwarf the freight cars which are spotted at them for loading and unloading. Face it: a model of a box factory or woolen mill accommodating a single boxcar is just not convincing. On the other hand, we model railroaders almost never have enough space to put in an industry built to scale size. This was the quandary I faced as I designed Fall Creek Branch, intended to be a portable, stand-alone, switching layout. I needed (well, wanted very badly) to fit nine busy and realistic-looking industries, along with all the track serving them, into a space 15 inches wide and 8 feet long. Did I mention it was to be HO scale?

The solution I came up with was to situate the main line 10 inches back from the front fascia. This allowed me to put complete buildings in front of the main and still have room at the back for minimum-depth structures against the 18-inch tall, painted hardboard backdrop. Two spurs in front of the main track serve five industries which were carefully chosen to be generally low and/or see-through. Only a two-story hardware store blocks the operator's view of the track behind. Moreover, except for the hardware store, these rail customers are basically transfer points where trucks bring merchandise to be shipped or where they haul merchandise away and thus can legitimately be both busy and small in size.

Two more spurs behind the main line serve four industries with much larger footprints: a furniture factory, a grain elevator complex, a cannery, and a sash and door mill. They are modeled by seven mostly tall buildings, each only a few inches deep. Each of these four rail customers takes between three and five car lengths of spur track and, by standing several stories high, appears massive enough to require frequent rail service.



The photo of Fall Creek Co-Op shows this complex of three low-relief structures as seen through and over the Klamath Fruit loading shed. The Co-Op consists of the front halves of Walthers #3036 Farmers Cooperative Grain Elevator (and storage building) and Campbell #449

Grain Storage Bin. Klamath Fruit is a mashup of Northeastern #40020 Transfer Station and BTS #27800 Covered Wood Rick.

Continued on Next Page.

A EUREKA Moment **Static Grass Applicators**

Posted by: *George Gibson*

I believe I posted previously that I was not truly thrilled with the results of my 'flyswatter' nor my Ion Generator based static grass applicators. I wasn't really thrilled with the performance of the Noch 'Grass Master' either. Additional review of the *YouTube* "How To ..." videos and a passing comment I picked up somewhere made me try a different design approach on the applicator.

The key to this new design is the fact the hopper screen material is PLASTIC (not a metal tea strainer), and the positive charge is placed in the REAR of the hopper (much like the Noch unit). I used a piece of "Bonsai Tree drainage screen" for my screen material, and I built up a positive discharge plate from a piece thin aluminum and a 1" long machine screw, 1/4" in diameter. Both the plastic screen and the positive discharge plate were epoxied in place. Using a 12 vdc Ion Generator as my static power source, I went back to the same testing parameters I used before: white foam core board, Elmer's white glue and some white glued mixed with water 1:1, and the same grounding pin. I held the hopper about 1 inch above the surface as before. I used both 2 mm and 6 mm grass for a direct comparison with the tests done before.

Turning on the power and giving the hopper a little shake provided immediate results that were far superior to anything I had done before. The majority of the grass was standing vertical and there was very little product wasted

Continued on Next Page.

Placing Industries

The photo of the west end of Fall Creek shows the sash and door mill—the large red building with three gabled dormer windows and adjoining boiler house at the far left, both built from scratch against the backdrop. In front of these imposing (half-) structures is




the busy team track area, featuring an end-loading ramp, transfer platform, and bridge crane (from Walthers #4048 Piggyback Ramps). None of these latter features hide or restrict access to the tracks and buildings behind.

Not shown in the photos is the east end of Fall Creek, where a spur at the front serves an oil distributor and a cattle pen with loading ramp. Neither of these industries interferes with an operator's view of or access to the three-story tall American Furniture Factory (Blair Line #192 Warehouse Backdrop Building) situated behind them against the backdrop.

Most of us model railroaders need huge industries to ship and receive the loads in those scores of freight cars we pick up and set out every time we run trains. I implore you not to make do with a tiny brewery or minuscule refinery when you can build an enormous one easily, inexpensively, and relatively quickly. Don't settle for a paper mill or automotive assembly plant the size of a large boxcar when you can instead build one the size of a small city. You just have to remember to situate the bulk of it on the far side of your backdrop!

Until next time, contact me with comments and questions at pethoud@comcast.net

Irish Tracklayer
O Gauge Track Products



John Houlihan

2682 W. Palo Alto Ave.
Fresno, CA 93711-1107
www.irishtracklayer.com

(559) 435-0874
Fax (559) 435-2874
e-mail: john@irishtracklayer.com

Static Grass Applicators

(as in not glued down vertically). I was having that "Eureka" moment and I was tickled pink with myself.

My unscientific conclusion is based on using the PLASTIC screen and placing the positive discharge point behind the screen, at the bottom of the hopper. The static field originates on the back plate, rather than on a metal screen, causing the static charge to "flow" through the plastic screen with static grass being picked up and 'shot' into the negatively charged area of glue. Or whatever. The results were definitely better and I'm giving credit to the PLASTIC screen and the re-located positive discharge point.

A photo comparison was hard to do, but an overhead shot is provided. This photo is with the 6 mm grass. I tried to use the same amount of grass and kept shaking the hopper until it was gone. You can plainly see the one on the left appears thicker. It was made with the plastic screened hopper. The one on the right was made with the metal screen. Both used a 12 vdc power supply and Ion Generator.

And here's a bonus I wasn't expecting . . . using a metal screen has the potential to contact the negative grounding pin/nail and it can give you that unexpected spark and pop when you get in too close to the work. This can't happen with a plastic screen and the positive charge being 3 to 4 inches away, inside the hopper.

My 'new' static grass applicator consists of an Ion Generator at \$14.99, a DPDT switch from my parts supply bin, a small project

Continued on Next Page.

NMRA Achievement Program

Model Railroad Author Certificate

By David A. Grenier, Division AP Manager



In this installment we'll discuss the requirements for the Model Railroad Author certificate. There are basically two requirements:

Prepare and submit material on any of the following subjects:

Model Railroading

Prototype Railroading, Applicable to Modeling

NMRA Administration (e.g. Officers or Committee Reports)

Submit a Statement of Qualification.

The material being presented for consideration must be the work of the author, photographer, draftsman, artist, etc. A total of forty-two (42) points must be earned from a combination of material in four different areas.

The first area is Published Articles that appear in printed media, such as magazines or newsletters and may include text, photographs, drawings, etc. Material that has been published or accepted for publication may be claimed. A copy of the published material or the acceptance receipt from the publication must be submitted as proof. Points are awarded regardless of size or number of features appearing in any particular issue, per the following table.

Item	Published Article Points Earned Per Full Page			
	National Publication	NMRA National	NMRA Region	NMRA Division & SIGs
Article or Column	3	3	2	1
Photos or Art Work	3	3	2	1
Scale Drawing of Prototype	6	6	4	2
Scale Drawing of Track Plan	3	3	2	1
NMRA Data/RP Sheet -One Subject	-	6	-	-

Okay, now for some definitions. So what is a "page" anyway? A "page" is about 1,200 words and partial credit may be claimed for partial pages down to quarter pages. "NMRA Publications" (including SIG publications) with a circulation of more than 2,000 may be considered "National Publications", while those with a circulation of more than 1,000 may be considered "Region Publications". Materials published in 100% NMRA Club publications earn half the points as for an NMRA Division publication.

Continued on Next Page.

Static Grass Applicators

box from Radio Shack at \$4.99, a plastic drinking glass, with lid, from the Dollar Store at \$1.00, a 12 vdc wall wart for \$5.00, and some miscellaneous wire, connectors, solder, etc. I like the idea of placing all of needed 'stuff' in the project box and having only the hopper in my hand when applying the grass. There's just one wire coming out of it, everything else is out of the way. Very easy to control and no added weight or bulk.

If more detail on the design or the construction is wanted, just ask. This new design works. Can't wait to start planting some grass on the layout. *(Sorry, no photos provided.)*

Author Certificate

Hey, that's great, you say. I've already written dozens of articles for the Division newsletter, so I'm all set. Not so fast there, Bunky. No more than half of the total required points (21) may be claimed for Division or 100% NMRA Club publications. It takes more than being a prolific author of the written word to qualify for the Model Railroad Author certificate. Keep reading.

This second area, Live Clinics, is for presenting a live clinic at conventions, Division meets, etc. To qualify for points, the clinic must be prepared and presented by the member applying for the certificate, it must be at least 30 minutes in length, and it must include a handout. A copy of the handout must be included with the certificate application. Points are awarded per the following table:

Points Earned For Live Clinics			
Item	National	Region	Division
Given At NMRA Sponsored Events	6	4	2
Given at NON-NMRA Sponsored Events	3	2	1


A live clinic can only be claimed for Model Railroad Author points once, even if it presented more than once. Additional presentations of a clinic earn credit towards the Association Volunteer certificate, per the following table.

Points Earned For Additional Presentation of Live Clinics			
Item	National	Region	Division
Association Volunteer Points	3	2	1

If you have prepared and presented a clinic at a Division meet or convention sometime in the past, as long as it meets the above requirements, namely lasted at least 30 minutes and included a handout, it can still earn credits. Just add it to your "Record and Validation Form" with the appropriate information. (See Statement of Qualification below.)

The third area of materials is Instructional Video Tape and Multi-Media presentations. These are presentations that are specifically created by the member applying for the certificate using videotape or other multi-media. This production process will generally involve such things as preparing a shooting script or story board, creating close up shots to illustrate the material, etc. Simply having a live clinic video taped is not acceptable. If the presentation is not interactive (for example, a video tape), then it earns credit at the rate of 1/2 point per minute of the presentation. (30 minutes = 15 points!) If the presentation is interactive (requiring input from the viewer as it goes), then it earns credit as an "Electronic Publication", described below. To earn credit for an Instructional Video Tape or Multi-Media Presentation, it must be submitted to the Member Services Department Director for use by the Kalmbach Memorial Library, or directly to the NMRA AP Executive Vice Manager for evaluation. Include the letter of acceptance with the Author certificate application.

Continued on Next Page



National Model Railroad Association
Achievement Program
Instructions and Applications.
www.nmra.org/official

Author Certificate

The fourth area is Electronic Publications for materials published on a public electronic forum, such as the Internet. This material earns points at the same rate as Published Articles in Region Publications. All photos, drawings, etc. are treated as 1/3 of a page. Material published in more than one place, in a magazine and electronically or in multiple electronic formats, can only earn credit once. The address (URL) of the material must be included with the certificate application. If the material is published on a non-publicly accessible forum, such as a private BBS, it is not eligible for credit. No more than half of the total required points (21) may be claimed for Electronic Publications.

Final determination of what material is acceptable for credit, and how much credit it earns, lies with the NMRA AP Executive Vice Manager.

The final requirement for the Model Railroad Author category is to submit a Statement of Qualification (SOQ), which includes a list of all material claimed giving the subject matter, name of the publication or place of presentation, the dates, and the handouts. The number of points claimed for each item must be shown. Submit the completed SOQ to the Region AP Manager, Jack Burgess. (See PCR Callboard, www.pcrnmra.org, for his contact information)

The Model Railroad Author certificate will probably take you the longest to achieve, since writing takes time. (I know all too well from writing these articles!) It can also be a source of great pride seeing your name in print and maybe financially rewarding if your article gets published by one of the model railroad magazines. All I can say is "Go for it!" The upcoming Daylight Express 2017 PCR Convention in Bakersfield will give you a great start on the Model Railroad Author and Association Volunteer certificates if you present your clinic twice.

For more information about the Model Railroad Author certificate, visit the NMRA website at www.nmra.org/author.

***The PCR
Convention =
The Perfect
Place to Start
Your AP Author
Program!***



Offer to provide a clinic on any subject you know well at the Convention. It's Fun, You meet all the nice people with your favorite interests - model railroading! If you have ever said "I can do that better than him," then you have to do it!

CowPie, Cupid and Southern Railroad.

This layout design provides continuous running as well as provide operations in two small yards with commercial sidings at various way points for switching action.

How can this be enhanced or corrected to be more prototypical?

1/0 : 12' x 8'
 HO Scale
 1/0 SCALES : 3/4" = 1'
 CONST. = 2' x 4' SECTIONS


COWPIE, CUPID & SOUTHERN R.R.
 C.C.S.R.R.

Layout Design Challenge

Critique it, Re-Design it, Correct it, Submit another one of your designs to fit a 12'x8' space. Have at it! Please submit your response to the Editor by January 3, 2017, so it can be included in the DLO-Quarter-1-17 issue.



Pictures of the Golden Empire Historic and Modeling Society's N-Scale layout which will be open for the convention.



Pacific Coast Region NMRA

DAYLIGHT EXPRESS 2017 PCR Convention



Welcome to Bakersfield, California!

The [Daylight Division](#) of the [Pacific Coast Region](#) cordially invites you to attend the Daylight Express 2017 PCR Convention in Bakersfield, California, at the DoubleTree by Hilton, 3100 Camino Del Rio Court, Bakersfield, CA 93308. Plans and preparations are well under way by a dedicated team of PCR volunteers working together to ensure you will have a rewarding and enjoyable experience at the Daylight Express 2017 PCR Convention.

The Daylight Express 2017 runs from Wednesday, April 19, starting at **12:00 PM** for registration check-in, through Sunday, April 23, ending with the morning PCR Breakfast and Annual Business Meeting.

Sandwiched between the two will be a veritable smorgasbord of model railroading activities you've come to expect at PCR conventions, including clinics, contests, prototype tours, layout tours, operating sessions, breakfasts, banquet, and more!

Mark your calendars now, figure out how to get to Bakersfield, then get ready for some real model railroading fun and enjoyment.



• Registrations

Online registration is now OPEN! Go to the [Registration](#) page to submit your online registration and pay with secure PayPal. No PayPal account needed! A mail-in registration form is also available (*Page 16*) if you'd rather pay by check. (Updated: Wednesday, 20 July 2016)

Early Bird: \$105.00, includes Registration, Awards Banquet, and PCR Breakfast. Good through 30 November 2016.

First Timer: \$95.00 – for PCR members who have not registered for the past 5 conventions.

Non-Rail: \$95.00, includes Registration, Awards Banquet, and PCR Breakfast.

Youth (12-18 years or student): \$65.00, includes Registration, Awards Banquet, and PCR Breakfast.

• What's Included?

All full registration fares include convention registration, clinics, contests, and layout tours. There may be extra fares for outside events or special clinics, if admission tickets, transportation, or materials are required.

Continued on Next Page.

Convention Committee

Function	Name	E-Mail Address
Chairman	Chris Palermo	
Co-Chairs	Doug Wagner	dx2017chair@pcrnmra.org
Facilities	Ray deBlieck	pcrConvDeptMgr@pcrnmra.org
Treasurer	John Houlihan	dx2017treasurer@pcrnmra.org
Registrar	Michael Larson	
Assistant	Mike O'Dorney	dx2017registrar@pcrnmra.org
Publicity	Chuck Harmon, MMR	dx2017publicity@pcrnmra.org
Webmaster	Dave Grenier	pcrWebmaster@pcrnmra.org
Clinics	Bruce Morden	
Co-Chairs	Mike O'Brien	dx2017clinics@pcrnmra.org
Contests	Chuck Harmon, MMR	dx2017publicity@pcrnmra.org
Layout Tours		TBA
Outside Activities		TBA
Inside Activities		TBA
SIG Activities	David Parks Jim Providenza	dx2017sigs@pcrnmra.org
Operating Sessions	Seth Neumann	sneumann@pacbell.net
Non-Rail Activities		TBA
Timetable		TBA
Hobo-in-Charge	Bill Scott	pcrHobos@pcrnmra.org
Company Store		TBA
Volunteer Coordinator		TBA
Boy Scout Program		TBA
Banquet	Chris Palermo	chris_palermo95125@yahoo.com

Daylight Express 2017

"Modeling With The Masters" clinics will be extra-fare events and have a separate charge for each clinic attended. See the [Modeling With The Masters](#) page for more information. Go to the [Registration](#) page to register.

• Convention Hotel

The Convention Hotel for Daylight Express 2017 is the DoubleTree by Hilton, 3100 Camino Del Rio Court, Bakersfield, California. For more information about the hotel and to make reservations, go to the [Hotel](#) page.

• Door Prizes

We are soliciting door prizes from many of the fine manufacturers of model railroad equipment and publications. They have been generous in the past, and we anticipate some wonderful offerings for Daylight Express 2017. Each registrant will have a chance to win a door prize — you could be a WINNER!

We would also welcome donations of good, new kits, ready-to-run equipment, new (or in excellent condition) books, DVDs, or modeling tools from convention attendees. If you have some of these you find surplus to your interests, bring them along and donate them for door prizes. We'll find them a new home. Donations in all scales are welcome.

Schedules

NOTE: Traditional lunch and dinner breaks not shown. All items subject to change!

WEDNESDAY, APRIL 19

- 12:00 PM - 5:30 PM – Registration Desk open
- 1:00 PM - 5:00 PM – PCR Board of Directors Meeting
- 1:00 PM - 9:30 PM – Clinics
- 3:00 PM - 9:00 PM – Non-Rail Hospitality Room open

THURSDAY, APRIL 20

- 9:00 AM - 5:30 PM – Registration Desk open
- 9:00 AM - 5:30 PM – Contest Room open
- 9:00 AM - 9:00 PM – Non-Rail Hospitality Room open
- 9:00 AM - 9:30 PM – Clinics
- 7:00 PM - 8:30 PM – [LDSIG](#) Meet & Greet
- 8:30 PM - ??? PM – [OPSIG](#) Meet & Greet

FRIDAY, APRIL 21

- 9:00 AM - 5:30 PM – Registration Desk open
- 9:00 AM - 5:30 PM – Contest Room open
- 9:00 AM - 9:00 PM – Non-Rail Hospitality Room open
- 9:00 AM - 9:30 PM – Clinics
- 12:00 PM - 1:30 PM – Non-Rail Lunch
- 7:00 PM - 10:00 PM – PCR Bingo Night

SATURDAY, APRIL 22

- 7:00 AM - 8:30 AM – Hobo Breakfast
- 9:00 AM - Completion – Contest Judging
- 9:00 AM - 5:30 PM – Registration Desk open
- 9:00 AM - 5:30 PM – Clinics

Continued on Next Page.

View to Tehachapi - train downhill



Prototype (above) & model views (below) that you can see at the 2017 Daylight Express



Daylight Express 2017

SATURDAY, APRIL 22 *(continued)*

- 9:00 AM - 4:00 PM – Non-Rail Hospitality Room open
- 3:00 PM - 5:30 PM – Pickup Contest Entries, AFTER judging is completed; also after Banquet
- 4:00 PM - 5:30 PM – Banquet Set-up
- 6:00 PM - 7:00 PM – Social Hour
- 7:00 PM - 9:00 PM – Banquet & Awards Presentation
- 9:00 PM - 10:30 PM – Pickup ALL Contest Entries by 10:30 PM

SUNDAY, APRIL 23

- 8:00 AM - 9:00 AM – PCR Breakfast
- 9:00 AM - 11:00 AM – PCR Membership Meeting

• Convention Hotel Information

The Daylight Express 2017 Convention hotel is the DoubleTree by Hilton, 3100 Camino Del Rio Court, Bakersfield, CA 93308. There will be a convention special room rate. It is \$109 per night as of this printing.

• Making Reservations

Check back later in the year for updated information. When it becomes available, it will be posted here. Until then, please be patient.

• Why Should I Stay at the Convention Hotel?

It is important to note that the convention committee must commit to a block of rooms as the incentive to get access to all of the space needed for the clinics, contests, banquet and other events offered to convention attendees.

If we don't fill the room block as required, it will cost the convention a substantial additional amount. We priced the convention to keep it a low cost event for our attendees. Please help us ensure this low cost by staying at the convention hotel. We're sure that you will be pleased with your decision.

• Volunteers

Daylight Express 2017 Convention Committee needs your help! Volunteers are the lifeblood of any convention and the Daylight Express 2017 is no exception. We need help in the following areas during the convention: Registration Desk • Company Store • Clinic Hosts • Contest Room • Contest Judges • Switching Contest • Swap Meet • Non-Rails Hospitality Room

If you would like to help out for an hour or two during the convention in any of the above positions, please contact one of us: Doug or Chris.

Earn AP Association Volunteer Time Units!

Convention volunteers are considered "regional committee members" and accumulate Achievement Program Association Volunteer points at the rate of one time unit per month of active service. Model contest judges earn two time units for one day.

Continued on Next Page.

PCR Hobos History
**THE PCR
HOBOS
FOUNDED
1961**

At the 1961 Pacific Coast Region (PCR) Convention held in Sacramento, California, the Hobos group was formed at a reunion breakfast held by those members who attended the 1960 NMRA SILVER ANNIVERSARY CONVENTION in Chicago, Illinois. Karl Busch, having organized the breakfast, was designated the "Biggest Bum", and adopted the name "T. Russ Rod".

The purpose of the Hobos is to encourage and recognize attendance at model railroad conventions, particularly National Conventions. A Hobo goes to conventions for the fun of it, no matter what the program may be. The Hobo group neither supports nor opposes causes or positions. The "group attention" is focused on convention participation and fun.

Hobo membership results to the Region Member attending an out of the region National Convention.

The Hobos are a REGIONAL activity and the "Official Event" is the HOBOS BREAKFAST at the Annual Regional Convention.

Through the NMRA there are model railroaders who are members of our Region, in addition to their home Region. These individuals are eligible for Hobo membership when attending a National Convention held outside their home Region. There are many such Hobos.

Continued on Next Page.

Daylight Express 2017

By volunteering to help in any position, you can renew old friendships, make new friends, and help make this convention the best that it can possibly be. Remember, you always get more than you give!

Thanks in advance for your support.

• Annual Hobo Breakfast

As we have done at PCR conventions for some 54 years now, Hobos will gather for breakfast during the convention. This year we will meet on Saturday morning at a still to selected restaurant.

Hobos are, by definition, model railroaders who have attended at least one NMRA National convention outside the boundary of their home region. While our Hobo group may not be down on their luck or out of work, they are well-traveled folks, and all are welcome to join in this time of camaraderie while enjoying a fine breakfast.

Hobos are encouraged to bring guests to this activity. If you are not a Hobo by definition and would like to join us, you are welcome to come as my guest.

A sign-up sheet will also be at the Registration Desk. If you haven't already, please sign up as soon as possible after you arrive, since we need to alert the restaurant how many folks are coming. They need to know!

As is customary, we will have the "Official Beggar" circulating with his tin can collecting any coins (or paper) you can contribute toward keeping the Hobo tradition going. We will also have pins and patches for sale at the breakfast, should you wish to advertise your allegiance.

Respectfully submitted, [Bill Scott](#), PCR Hobo In Charge

• Awards Banquet

The 2017 Awards Banquet will be held Saturday night from 7:00 to 9:00 PM and is included with Early Bird, Full, First Timer, Non-Rail and Youth registrations. There will be a Social Hour from 6:00 to 7:00 PM for everyone to renew old friendships and make new ones.

Banquet Speaker – To be announced

Banquet Menu – The menu has not yet been finalized. When that information is available, it will be posted here.



The Daylight Division of the PCR is your resource and access to active model railroaders like yourself. Make the most of it by participating in the meetings, events and activities available to you.

Get more Bang for Your Bucks!

Hobo Charter Members

Pacific Coast Region Members attending the NMRA Silver Anniversary Convention -- 1960 Chicago

Allen, John	Joenston, Wm. C.
Bently, Edwin W.	Keeling, Leighton
Bently, Ida	Keeling, Sue
Bishop, W. D.	McGrew, Finley
Bishop, Hanna	McGrew, Sarah
Busch, Karl P.	Noble, Frank
Coluson, J. F.	Noble, Audrey
Craford, W. B.	Oleson, Harold
Craford, Clarice	Overlin, George
Dawson, Herbert W.	Overlin, Zulu
Dawson, Mrs. H. W.	Rider, George
Fischer, Eds. E.	Rider, Faith
Fischer, Virginia	Sapienza, Anthony
Fischer, Richard	Sapienza, Mrs. A.
Gray, Max	Shimada, Paul
Hofmann, Jack A.	Shimada, Amy
Jefferys, Robr. A.	Stearns, David
Judson, Robt. E.	Towers, Whitney
Judson, Mrs. R.E.	VanderVeen, Harvey
Johns, Dwight	VanderVeen, Muriel



Stay in touch with your hobby and Daylight Division. Go to www.pcmra.org/daylight/

Send your ideas and stories and photos of your rail fanning and of your model railroad. We are always looking for the next great story and photo.

THE PCR HOBOS

As a result, it is not unusual to have a breakfast at a National Convention. All arrangements for such a breakfast are up to the people in attendance.

At the Hobo group Breakfast of 1964, Paul Shimada assumed the title of "Official Beggar" and collected the Hobo's pennies, stating, "For the postage, decals, ribbons and pins. All of which have been supplied at no cost to Hobos". 'T. Russ Rod' accepted the pennies, provided he did "not have to limit supplies to the amount received, or count it, or account for it". This collection has become 'traditional' and is the only source of revenue to cover the costs of planning and preparing for the Hobo Breakfast, or other Hobo items and events.


In 1982, the boundaries of the Pacific Coast Region were changed to include only the five northern divisions, Coast, Daylight, Redwood Empire, Sierra, and Hawaiian, of California and Hawaii. The Cajon, Los Angeles, San Diego and Arizona Divisions became the new Pacific Southwest Region.

In conformance with the basic principles stated above, "The Hobo group neither supports nor opposes causes or positions"; the Hobos are a group affected by the change, not a participant in making the change.

Since the Hobo membership has been Region-wide, there was no fair way to allot the organization to one of these Regions, and create a new organization in the other Region. Nor, should one Region have sole claim to the Hobo name.

The Hobo idea originated with T. Russ Rod, in San Diego, in the Southern part of the PCR The founding Breakfast was held in Sacramento, in the Northern part of the PCR, as an accident of convention scheduling, pre-dating the event,

Whatever precedent these elements may be thought to have, regarding a claim on the organization, or the Hobo name, they are not to be considered. The name "Hobo" stays with the members in both Regions. The "herald" remains the same color for both Regions. The Region designation is the only difference in the two heralds.



The "Hobo History" and "Hobo Breakfast Guide" are on file with the Region Secretaries and the Division Superintendents.

Picture at left is of our PCR Head Hobos: Bill Scott and Ed Hall.

I've heard there are other pictures of you two with chickens sticking out of your bindles. Is that true?



PCR/NMRA Daylight Express 2017 PCR Convention April 19-23, 2017

DoubleTree by Hilton Hotel
3100 Camino Del Rio Court
Bakersfield, CA 93308

RETURN FORM AND PAYMENT TO:

Daylight Express 2017
c/o Michael Larson
9406 Metropolitan Way
Bakersfield, CA 93311

E-mail: dx2017registrar@pcrnmma.org
Website: www.pcrnmra.org/conv2017

Visit the website to pay by PayPal

Please Print

Registration Form

Hosted by: Daylight Division, PCR / NMRA

Last Name		First Name		First Name (for Name Badge)	
Address			City	State	Zip Code + 4
Home Phone	E-mail Address			NMRA # (Not Required)	
Registration Type (Please check one) <input type="checkbox"/> Model Railroader <input type="checkbox"/> Non Rail <input type="checkbox"/> Youth				NMRA Region (if other than PCR)	
Available to Volunteer on <input type="checkbox"/> Wednesday <input type="checkbox"/> Thursday <input type="checkbox"/> Friday <input type="checkbox"/> Saturday Times: _____					
I can help more. Have a Volunteer Coordinator contact me <input type="checkbox"/>					
Primary Scales and Interests <input type="checkbox"/> HO <input type="checkbox"/> N <input type="checkbox"/> Z <input type="checkbox"/> S <input type="checkbox"/> O <input type="checkbox"/> G <input type="checkbox"/> Narrow Gauge <input type="checkbox"/> Other: _____					
ADDITIONAL REGISTRANT LIVING AT SAME ADDRESS (Use another form for more than 1)					
Last Name		First Name		First Name (for Name Badge)	
Registration Type (Please check one) <input type="checkbox"/> Modeler <input type="checkbox"/> Non-Rail <input type="checkbox"/> Youth		E-Mail (if Different)		NMRA # (Not Required)	
Available to Volunteer on <input type="checkbox"/> Wednesday <input type="checkbox"/> Thursday <input type="checkbox"/> Friday <input type="checkbox"/> Saturday Times: _____					
I can help More. Have a Volunteer Coordinator contact me <input type="checkbox"/>					
Primary Scales and Interests <input type="checkbox"/> HO <input type="checkbox"/> N <input type="checkbox"/> Z <input type="checkbox"/> S <input type="checkbox"/> O <input type="checkbox"/> G <input type="checkbox"/> Narrow Gauge <input type="checkbox"/> Other: _____					

PLEASE NOTE: Fares on this form are valid through Dec 31, 2016, and thereafter are subject to change. Please return form to the registrar postmarked by that date.

FARES: <i>Please fill in Qty and Total</i>	Qty	Unit Cost	Total
Full Registration Package (Includes registration, awards banquet, PCR breakfast)		105.00	
Charge for Non-NMRA Member		15.00	
First Timer - PCR Members who have not registered for the past 5 conventions		95.00	
Non-Rail Registration		95.00	
Youth Registration (12-18 years or student)		65.00	

Tehachapi Loop Tour		65.00	

Join the NMRA!	Please go to www.nmra.org to apply or renew your membership, or ask a convention committee member for a printed application.	
----------------	--	--


Payment by <input type="checkbox"/> Check** <input type="checkbox"/> Cash (Use website for PayPal) No Refunds After 4-17-17		TOTAL
**Make Checks Payable to: "Pacific Coast Region of the National Model Railroad Association"		

Smile! The NMRA is now at Smile.

Amazon.com

By Alan Anderson, NM-RA Fundraising and Development Dept Manager

I'm positive many know about Amazon.com, but are you aware of <http://smile.amazon.com>? If not, that's ok, it's the same Amazon you are familiar with but with a good twist. When you shop at smile.amazon.com, Amazon makes a donation to a non-profit charity such as the NMRA and at no additional cost to you!



What is AmazonSmile?

AmazonSmile is a simple charitable donation program setup by Amazon.com, a name you know and trust. AmazonSmile is a way for you to support your favorite charitable organization while you shop at Amazon, at no cost to you. When you shop at smile.amazon.com, you'll find the exact same prices, tens of millions of products eligible for AmazonSmile, the same convenient shopping experience, and fast shipping as you do with Amazon.com. The added bonus is that Amazon will donate a portion of the purchase price to your favorite charitable organization, the NMRA.

You likely are already shopping on Amazon.com, so on AmazonSmile the prices are the same and you can use Amazon Prime AND

Continued on Next Page.



Orlando...a city for everyone!

Have you ever wondered how a host group decides to do a NMRA National Convention?



Sometimes it comes from reading the minutes from the NMRA Board Meeting. (Yes, truth is stranger than fiction.) In the 2012 Midyear Board Meeting "About the Future of the NMRA Annual Conventions" Tony Koester stated, "...it's clear that we cannot continue to do the same thing year after year [at the National convention], no matter how well we do it, and expect markedly different results."

The NMRA 2017 Orlando host group took these words to heart and have been a driving force to bring to the NMRA membership an exciting and dynamic convention this year.

Model Railroading is still our driving force, but each one of us has a family. Often you have to make a choice between the family vacation and the national convention. Not, this year! We have designed a convention for the modeler and his family too. We will still have the staples of the convention you've come to expect: layout tours, clinics, prototype tours, silent auction, Modeling with the Masters, and the National Train Show. For the spouses we have a "beefed up" non-rail and general interest tour schedule.

But in case you haven't heard, we have 12 theme parks located in the Central Florida area. Through the Convention and Visitors Bureau we have the opportunity to sell **discount theme park tickets** to you and your family. This is the convention to bring your spouse, kids and grandchildren.

The Rosen Plaza Hotel is located on International Drive right next to the Orange County Convention Center. The convention activities will be held on the first and second floors of the hotel. For those planning to attend The National Train Show, it's an easy walk across the Skyway Bridge.

There are five restaurants in our host hotel and 50 more restaurants within two miles of the hotel. You can select from McDonald's to Capital Bar and Grill, from burgers, to seafood to vegan, and in any price range. There is so much to do in Orlando you can't possibly do it all in a week!

Registrations for The Orange Blossom Express Orlando 2017 are currently open. You can get a paper registration form on the Orange Blossom Express Orlando 2017 website at www.nmra2017Orlando.org.

Continued on Next Page.

Amazon.com

they make a donation from the price you already pay! You can choose from nearly one million non-profit organizations to support but the National Model Railroad Association is the organization I chose.

Sign up!

Amazon has a website to assist community non-profits such as the National Model Railroad Association fundraiser. It's the same Amazon, just a prefix to the normal Amazon.com website. Visit <http://smile.amazon.com> and simply log in to your Amazon account as you normally would do.

When you are searching for items and click on the products links, you will see a line near the price that says "Eligible for AmazonSmile donation." and when you purchase that item, a .5% of the purchase price (not an add-on, remember?) will be made to the National Model Railroad Association

You only have to sign up once with NMRA as your chosen non-profit and all future AmazonSmile purchases will benefit the National Model Railroad Association. You'll help us with our mission, "...to advance the global scale model railroading community through education, advocacy, standards, and social interaction and we'll continue to develop programs to benefit the members and the public at large."

You can select "National Model Railroad Association" from the "Supporting" box underneath the Amazon search bar near the top of the website.

Thank you for being a member of the NMRA!!



Or electronically register by visiting www.nmra.org, clicking on "NMRA Store" at the top left of the page, clicking on "Members Only Company Store," then choosing "Conventions" from the "Categories" box at the left.

It is not too early to start making your plans for you and your family to attend The Orange Blossom Express NMRA 2017 Orlando Convention. We look forward to seeing you in Orlando! REGISTER TODAY!

EduTRAIN™ at the Indy Convention

By [Bruce De Young](#), MMR, Education Department Manager

The NMRA's EduTRAIN™ Program was once again well represented at our recent National Convention in Indianapolis. It is always satisfying to see the seed of a new program germinate and grow.

Bob Blake, EduTRAIN™ Coordinator, has done a great job getting the program up and running. At the Convention, he gave his update clinic on both Monday and Wednesday. It was clear from the responses from attendees that the program is meeting its intended purposes, with testimonials from members who have downloaded and viewed the clinics at home, or have downloaded and presented an EduTRAIN™ Clinic at their local Division.

There were also several clinics that have been accepted into the EduTRAIN™ Program presented at the National Convention by their original authors. These clinics were well attended and a number of members indicated that they chose that particular clinic because it was one accepted into the Program.

EduTRAIN clinics presented in Indianapolis included:

"The Art of Soldering" by Dave Carlton

"Weather or Not" by Bruce DeYoung

"Do it Yourself Timetable" by Gary Evans

"Judging the National Contest" by Bob Hamm

"Getting Started in Operations" by Bob Weinheimer

"Intro to EduTRAIN™" by Bob Blake

The diversity of these titles shows the scope of the program. If you have not yet viewed the EduTRAIN™ Clinics on line, head over to the Members Only section of the website and you will find them under the Education Department tab.

Continued Next Page.

Download the new Retention & Recruitment brochure

By Peter Youngblood,
MMR, At-Large North
American Director

Newly posted to the NMRA website is a color brochure "21 Easy Tips to Improve NMRA Member Retention & Recruitment." www.nmra.org

Created as resource material for Division Superintendents and Region Presidents, the brochure offers a descriptive list of simple suggestions (i.e. fun rewards) to help recruit members at train shows and public events, retain and recruit members in divisions and regions, even outreach recruitment opportunities including social media.

You'll find the brochure under "Members Only" on the website, then by clicking on "Promo Materials." A pdf. file which can be downloaded, printed, then folded as a tri-fold brochure for distribution, it's a good bet you'll find at the very least several helpful tips in its contents.



A few words from the President

About Caboose Hobbies



The news of Caboose Hobby's imminent closing hit like a thunderbolt. This Denver train shop was more than a hobby shop catering to model railroaders; it was a seminal destination for generations of hobbyists.

Started in 1938 by Glenn Brazelton and originally located downtown on 15th street, Caboose quickly became identified with a large inventory and excellent service. Son Duane Miller and wife Joanna took over, expanded and moved when the old location could not handle the increasing inventory. Their new location on South Broadway was the size of a supermarket, complete with shopping carts, and quickly became a "must" stop for visitors. Certified by Guinness as the World's Largest Train Store, Caboose became known for its staggering inventory, inspiring store layouts and dioramas, and brass case with hundreds of pieces. It offered clinics and seminars, carried a wide range of magazines and books, and a massive inventory in all scales. If Caboose did not have it, it did not exist. Over the decades, Caboose also expanded its mail order and internet presence until fully half of its sales were internet originated.

A changing hobby business and a landlord who wanted to sell the building for a major redevelopment meant the Millers had to either move or close. Originally, they chose to downsize and move to a smaller location but after such a long time in the business, Duane and Joanna decided to close up and call it an era. And it truly was; stories of first visits to Caboose are legion and often very similar. As many times as I have been there, Caboose was not to be taken lightly. The more you looked, the more you found. I never was able to visit without getting *something*, and often, to Margaret's horror, many *some things!* But always they were wonderful items at fair prices and often products you did not find elsewhere.

Now Denver is left without a major train shop, although there are some excellent smaller shops in town including a favorite of mine that specializes in used equipment. Colorado Springs still has two major shops left but that is a one hour drive south. Regardless, I wish the Millers well and thank them for all of the wonderful years they gave us. Classy folks. Hopefully, another shop will provide train equipment to the many modelers in the Denver metro area.

Did you notice that the 2017 Walthers catalog combines HO-N-Z in one volume? Some may celebrate this as it presents more scale options, but this also is another example of the contraction of the hobby. There simply is not enough product to justify two catalogs, as in past years. Walthers, like Caboose, is a seminal part of the hobby industry and while far from closing, is an example of changes in the industry.

Continued on Next Page.

The NMRA Joins the YouTube Community!

By Christina Ganzer, NMRA Marketing Consultant

As the NMRA strives to expand its social media presence, we are proud to announce the launch of the official NMRA YouTube Channel, [NMRA ORG!](https://www.youtube.com/channel/UCHw-71FWB5zQgTM0ZVYYw) The plan is to post informative, educational, interesting and entertaining video content for NMRA members and non-members, as well as provide "sneak peaks" of new NMRA Members-Only content. (The full videos will only be accessible on the Member portion of the NMRA website.) The YouTube Channel is currently located at

<https://www.youtube.com/channel/UCHw-71FWB5zQgTM0ZVYYw>

but we should have a custom URL sometime soon. For now, just use that link.

Video content will be created by members, provided by key model railroading partners and shared from other interesting and relevant 'YouTubers.' We hope to provide our viewers with a "one stop shop" for the best in model railroading videos.

We invite all members to visit the channel frequently, share the content with fellow hobbyists and feel free to send your own video creations to us for addition to the NMRA library. Videos, or their download links, can be emailed to marketing@nmra.org.

Continued on Next Page.



The future of Walthers, Caboose-style shops, and the NMRA resides in your hands. For every product you buy online to save a dollar, you contribute to the Caboose closing or the Walthers contraction. For every new member you ignore at an event or fail to make welcome, you doom the NMRA. In reality, the answer to the contracting hobby lies with us all. We are the customers and the ambassadors of model railroading. We can make a difference.

In the November issue of *NMRA Magazine*, I will expand on this topic but also address the very different situation overseas. There the hobby is thriving and shows it can here also. So do not be discouraged but please do recognize that we face challenges which together we can meet and overcome.

Well, those are my thoughts; what are yours?

Charlie

Summary of the Board of Directors Meeting

Please note that this is an unofficial summary of what took place at the BOD meeting in Indianapolis last July. The official minutes, authored by secretary John Stevens, will appear on the NMRA website, www.nmra.org.

Member Discount Program - A draft letter soliciting hobby shops to join the program has been prepared and is under review. In addition, a list of talking points for members to use while discussing the program with hobby shop owners is in the works. Plans are for RAC Director Steve August to send these materials to Region Presidents for distribution to Divisions, and ultimately to members.

The Layout Visitation Directory group has completed a large survey of layout owners listed in the former Pike Registry. The survey focused on visitation problems and issues. The group also solicited input from selected NMRA members as to what should be included in the online Directory and how that content should be displayed. The group is currently consulting with the NMRA web development staff.

After making significant progress with the California State Railroad Museum (CSRM) regarding the "Magic of Scale Model Railroading" display, the person in charge was reassigned to a different job. President Charlie Getz has met with the new CSRM point person and has received positive feedback. He reports that it appears that the display will be moving forward sometime this year.

The IRS has rejected the initial application for a unified 501(c)(3) classification for the test Region and Division. The NMRA has asked a law firm for advice on how to adjust the application to get it through the IRS.

Continued on Next Page.

YouTube

Please note that we can't accept copyrighted material without the express written permission of the content owner. Doing so would place us in violation of both copyright laws, as well as YouTube policies.

The NMRA YouTube Channel joins our Facebook page (facebook.com/nmra.org), Twitter feed (@nmraonline) and new Instagram account ([nmra_online](https://www.instagram.com/nmra_online)). We've gained **almost 3000 new Facebook followers since February**, have just over 600 Twitter followers and are building our Instagram account. The NMRA would love to feature your photos on Instagram, and we welcome members to send images to marketing@nmra.org. Please include your name (and Instagram name, if applicable), Region and Division, and a brief description of the picture.

Join in the fun on the NMRA's social media channels! Remember, Without the support of talented NMRA members just like you, our social media presence could not have grown so quickly!



The Board decided to retain the former "Pike Registry" under the name of "Layout Registry." More will be announced in the coming months.

After not having a price increase for *NMRA Magazine* subscriptions since 2012, the Board passed a motion to adjust subscription rates, effective October 1, 2016, to reflect the actual cost of delivering printed magazines to members in the various major geographies. Renewals due between now and October 1, 2016 will be charged at the current rate; renewals after that date will be charged at the new rate. The price increases are as follows:

Increase US subscriptions to \$28 USD from \$22 USD

Increase US student subscriptions to \$28 USD from \$22 USD

Increase the Canada subscription price to \$33 USD from \$17.50 USD

Adjust all International (non-USA and Canada) subscription rates to a uniform \$53 USD from the current range of \$53-58 USD.

Maintain the non-actuarial Life subscription draw at \$5.67 USD. Raise the actuarial Life member rates to \$28 USD, regardless of geography.

After hearing excellent presentations from both the British Region and the Australasian Region, the Board awarded the 2022 NMRA National Convention to the British Region. The last time the national convention was in Britain was 1971. The convention will be called "The Heart of England."

In addition to its usual business, the Board, Officers and Department heads participated in a SWOT (Strengths, Weaknesses, Opportunities, Threats) analysis to help with future planning. A Communications and Social Media Action Group was instituted to aid in setting strategies and tactics for electronic media. The group will suggest ways to help raise the profile of the NMRA, extend its reach to new demographics, and aid in communication.

Dozens of new videos streaming online at our website!

By Gerry Leone, MMR, Vice President / Special Projects

Our website features over two dozen new videos for your enjoyment! Most are "Members Only" benefits.

"Introduction to Layout Command Control (LCC)" is a recording of the clinic given by the OpenLCB team in Indianapolis. The clinic was recorded from the audience and only has ambient sound, but it is nevertheless extremely informative. If you're curious about what LCC can do, watch this clinic. You'll find it at <http://www.nmra.org/introduction-layout-command-control-lcc> on our website.

Model Railroader Video Plus donated a 12-minute overview of highlights of last July's "Highball to Indy" convention in Indianapolis.

Continued on Next Page.

Just ignore the video's dorky host and you'll hear interviews with President Charlie Getz, a founder of Operations Roadshow, and two members of the LCC team who demonstrate the simplicity of LCC signalling. That video will be posted to our [main homepage](#) soon (if it's not there already), so members and non-members alike can see what a great convention "Highball to Indy" was. Look for it in the "slideshow" on the [homepage](#).

Watch for more Model Railroader Video Plus videos on our website at <http://www.nmra.org/members/videos> in the near future. These videos are generous donations by Model Railroader Video Plus to the NMRA in exchange for us sending you promotional emails.

TrainmastersTV (part of *Model Railroad Hobbyist* magazine) has also donated a dozen videos to the NMRA in exchange for promotional emailings. These videos will be posted soon to <http://www.nmra.org/members/videos> and feature a wide range of interesting subjects.

All of these videos are entertaining and great tools to help your modeling. Again we want to thank Model Railroad Academy, Model Railroader Video Plus, and Trainmasters TV for their generosity!

Region and National Conventions

(Only those Regional conventions occurring in the next three months are listed)

- Sep 15-18 [Northeastern Region, Albany, NY](#)
- Sep 21-24 [Pacific Southwest Region, Culver City, CA](#)
- Sep 29-Oct 2 [Sunshine Region, Orlando, FL](#)
- Sep 30-Oct 3 [Australasian Region, Sydney, Australia](#)
- Oct 5-9 [Rocky Mtn Region, Colorado Springs, CO](#)
- Oct 7-9 [North Central Region, Livonia, MI](#)
- Oct 20-23 [Mid-Eastern Region, Durham, NC](#)
- Oct 28-30 [British Region, Meriden, Warwickshire](#)
- Jul 30-Aug 6 [2017 National Convention, Orlando, FL](#)



Master Model Railroaders

Congratulations to: # 578 - Max Wright, AR

